

Francesca Association
01/31/2016

| <u>Included Reports</u> | <u>Copies</u> |
|---------------------------------------|---------------|
| RM - Fund Balance Sheet With Reserves | 1 |
| GL - Budget Comparison | 1 |
| RM - Delinquent Aging Summary | 1 |
| RM - Pre Paid Aging Summary | 1 |
| AP - Aging Summary | 1 |
| RM - Deposit Register | 1 |
| AP - Expense Register | 1 |
| AP - Check History | 1 |
| GL - Journal Entry Register | 1 |
| GL - Bank Reconciliation | 1 |

c/o Canyon Pacific Management
850 Powell Street
San Francisco California 94107

| | Jan 2016 Operating | Jan 2016 Reserves | Jan 2016 Litigation | Jan 2016 Other | Total | |
|---------------------------------------|---|----------------------|------------------------|-------------------|-------------|-------------------|
| CURRENT ASSETS | | | | | | |
| Current-Cash & Equivalents | | | | | | |
| 10000 | Operating Cash in Bank | 139,155.68 | 0.00 | 0.00 | 0.00 | 139,155.68 |
| 11000 | Reserve Cash in Bank | 0.00 | 143,716.47 | 0.00 | 0.00 | 143,716.47 |
| 11010 | Reserve Cash in Bank-2 | 0.00 | 63,542.00 | 0.00 | 0.00 | 63,542.00 |
| | Total Current-Cash Equivalents | 139,155.68 | 207,258.47 | 0.00 | 0.00 | 346,414.15 |
| Current - Accounts Receivable | | | | | | |
| 12000 | A/R - General | 7,075.42 | 0.00 | 0.00 | 0.00 | 7,075.42 |
| 12011 | A/R- Late Fees | 25.00 | 0.00 | 0.00 | 0.00 | 25.00 |
| 12170 | A/R - Due from Reserve Account | 7,550.00 | 0.00 | 0.00 | 0.00 | 7,550.00 |
| | Total Current Accounts Receivable | 14,650.42 | 0.00 | 0.00 | 0.00 | 14,650.42 |
| Current - Prepaid Expenses | | | | | | |
| 15000 | Prepaid Insurance - Gen. Liab. | 787.58 | 0.00 | 0.00 | 0.00 | 787.58 |
| 15040 | Prepaid Insurance - D & O, E&O, EPLI | 16,579.32 | 0.00 | 0.00 | 0.00 | 16,579.32 |
| 15050 | Prepaid Insurance - Worker's Comp | 344.68 | 0.00 | 0.00 | 0.00 | 344.68 |
| | Total Current - Prepaid Expenses | 17,711.58 | 0.00 | 0.00 | 0.00 | 17,711.58 |
| Other Assets - (Short Term) | | | | | | |
| 16000 | Short Term CD | 200,000.00 | 0.00 | 0.00 | 0.00 | 200,000.00 |
| | Total Other Assets (Short Term) | 200,000.00 | 0.00 | 0.00 | 0.00 | 200,000.00 |
| | TOTAL CURRENT ASSETS | 371,517.68 | 207,258.47 | 0.00 | 0.00 | 578,776.15 |
| | TOTAL OTHER ASSETS | 0.00 | 0.00 | 0.00 | 0.00 | 0.00 |
| | TOTAL ASSETS | 371,517.68 | 207,258.47 | 0.00 | 0.00 | 578,776.15 |
| ***LIABILITIES*** | | | | | | |
| CURRENT LIABILITIES | | | | | | |
| Current - Accounts Payable | | | | | | |
| 20000 | A/P - General | 4,139.98 | 0.00 | 0.00 | 0.00 | 4,139.98 |
| 20020 | A/P Prepaid Revenue | 36,616.23 | 0.00 | 0.00 | 0.00 | 36,616.23 |
| | Total Current - Accounts Payable | 40,756.21 | 0.00 | 0.00 | 0.00 | 40,756.21 |
| Current - Other A/P | | | | | | |
| 22060 | A/P Refundable Deposits Rec'd | 500.00 | 0.00 | 0.00 | 0.00 | 500.00 |
| 22180 | A/P - Unused Move-in/out fees | 500.00 | 0.00 | 0.00 | 0.00 | 500.00 |
| 24010 | A/P - Due to Operating | 0.00 | 7,550.00 | 0.00 | 0.00 | 7,550.00 |
| | Total Current - Other Accounts Payable | 1,000.00 | 7,550.00 | 0.00 | 0.00 | 8,550.00 |
| Current - Refunds / Clearing | | | | | | |
| 25000 | Move In/Out Fees - Refundable | 1,560.00 | 0.00 | 0.00 | 0.00 | 1,560.00 |
| | Total Current - Refunds / Clearing | 1,560.00 | 0.00 | 0.00 | 0.00 | 1,560.00 |
| | TOTAL CURRENT LIABILITIES | 43,316.21 | 7,550.00 | 0.00 | 0.00 | 50,866.21 |
| ***EQUITY*** | | | | | | |
| | Retained Earnings Operating | 23,618.21 | 0.00 | 0.00 | 0.00 | 23,618.21 |

c/o Canyon Pacific Management
850 Powell Street
San Francisco California 94107

| | | Jan 2016 Operating | Jan 2016 Reserves | Jan 2016 Litigation | Jan 2016 Other | Total |
|-------|---------------------------------------|-----------------------|----------------------|------------------------|-------------------|-------------------|
| | Retained Earnings Reserve | 0.00 | 14,288.23 | 0.00 | 0.00 | 14,288.23 |
| 32010 | Past Retained Earnings-Operating | 238,589.26 | 0.00 | 0.00 | 0.00 | 238,589.26 |
| 34010 | Past Retained Earnings-Reserve | 0.00 | 251,414.24 | 0.00 | 0.00 | 251,414.24 |
| | Total Equity | 262,207.47 | 265,702.47 | 0.00 | 0.00 | 527,909.94 |
| | | ----- | ----- | ---- | ---- | ----- |
| | TOTAL LIABILITIES & EQUITY | 305,523.68 | 273,252.47 | 0.00 | 0.00 | 578,776.15 |
| | | ===== | ===== | ===== | ===== | ===== |

c/o Canyon Pacific Management
850 Powell Street
San Francisco California 94107

| | Jan Actual | Jan Budget | \$ Variance | % Variance | Y-T-D Actual | Y-T-D Budget | \$ Variance | % Variance | Annual Budget | |
|--|----------------------------------|------------------|----------------|-------------------|-----------------|------------------|----------------|-------------------|------------------|----------------|
| ***REVENUE*** | | | | | | | | | | |
| Scheduled Income | | | | | | | | | | |
| 40000 | Association Fees | 66,555.36 | 66,555 | 0.36 | 0.00% | 66,555.36 | 66,555 | 0.36 | 0.00% | 798,664 |
| Total Scheduled Income | | 66,555.36 | 66,555 | 0.36 | 0.00% | 66,555.36 | 66,555 | 0.36 | 0.00% | 798,664 |
| Other Income | | | | | | | | | | |
| 42020 | Late Fees | 25.00 | 0 | 25.00 | 0.00% | 25.00 | 0 | 25.00 | 0.00% | 0 |
| 42080 | Parking Income | 6,125.00 | 6,003 | 122.00 | 2.03% | 6,125.00 | 6,003 | 122.00 | 2.03% | 72,030 |
| Total Other Income | | 6,150.00 | 6,003 | 147.00 | 2.45% | 6,150.00 | 6,003 | 147.00 | 2.45% | 72,030 |
| TOTAL REVENUE | | 72,705.36 | 72,558 | 147.36 | 0.20% | 72,705.36 | 72,558 | 147.36 | 0.20% | 870,694 |
| ***EXPENSE*** | | | | | | | | | | |
| Repairs & Maintenance | | | | | | | | | | |
| 50030 | Appliance R&M | 0.00 | 117 | -117.00 | 100.00% | 0.00 | 117 | -117.00 | 100.00% | 1,400 |
| 50060 | Hot Water Heating System | 931.21 | 675 | 256.21 | -37.96% | 931.21 | 675 | 256.21 | -37.96% | 8,100 |
| 50090 | Carpet/Flooring | -2,104.00 | 83 | -2,187.00 | 999.99% | -2,104.00 | 83 | -2,187.00 | 999.99% | 1,000 |
| 50120 | Electrical Repairs | 0.00 | 58 | -58.00 | 100.00% | 0.00 | 58 | -58.00 | 100.00% | 700 |
| 50140 | Elevator Contract | 350.00 | 350 | 0.00 | 0.00% | 350.00 | 350 | 0.00 | 0.00% | 4,200 |
| 50150 | Elevator - R&M | 0.00 | 1,500 | -1,500.00 | 100.00% | 0.00 | 1,500 | -1,500.00 | 100.00% | 18,000 |
| 50180 | Fire Alarm Monitoring | 142.67 | 143 | -0.33 | 0.23% | 142.67 | 143 | -0.33 | 0.23% | 1,712 |
| 50190 | Fire Alarm - R&M | 0.00 | 125 | -125.00 | 100.00% | 0.00 | 125 | -125.00 | 100.00% | 1,500 |
| 50200 | Fire Escapes/Extinguishers | 0.00 | 225 | -225.00 | 100.00% | 0.00 | 225 | -225.00 | 100.00% | 2,700 |
| 50210 | Fire Sprinkler Systems | 110.00 | 1,061 | -951.00 | 89.63% | 110.00 | 1,061 | -951.00 | 89.63% | 12,728 |
| 50220 | Garage Doors/Gates | 0.00 | 248 | -248.00 | 100.00% | 0.00 | 248 | -248.00 | 100.00% | 2,980 |
| 50240 | Gen. Bldg. Repairs - Vendors | 0.00 | 1,275 | -1,275.00 | 100.00% | 0.00 | 1,275 | -1,275.00 | 100.00% | 15,303 |
| 50260 | Insurance Claim Exp | -2,500.00 | 833 | -3,333.00 | 400.12% | -2,500.00 | 833 | -3,333.00 | 400.12% | 10,000 |
| 50290 | Janitorial Service - R & M | 120.00 | 175 | -55.00 | 31.43% | 120.00 | 175 | -55.00 | 31.43% | 2,100 |
| 50300 | Janitorial Service - Contract | 2,597.60 | 2,702 | -104.40 | 3.86% | 2,597.60 | 2,702 | -104.40 | 3.86% | 32,423 |
| 50310 | Janitorial - Supplies | 27.20 | 183 | -155.80 | 85.14% | 27.20 | 183 | -155.80 | 85.14% | 2,200 |
| 50330 | Chimney Cleaning | 0.00 | 83 | -83.00 | 100.00% | 0.00 | 83 | -83.00 | 100.00% | 1,000 |
| 50370 | Landscape - R & M | 309.94 | 196 | 113.94 | -58.13% | 309.94 | 196 | 113.94 | -58.13% | 2,350 |
| 50380 | Lock & Key | 125.00 | 250 | -125.00 | 50.00% | 125.00 | 250 | -125.00 | 50.00% | 3,000 |
| 50390 | Painting | 0.00 | 500 | -500.00 | 100.00% | 0.00 | 500 | -500.00 | 100.00% | 6,000 |
| 50400 | Pest Control | 110.00 | 242 | -132.00 | 54.55% | 110.00 | 242 | -132.00 | 54.55% | 2,900 |
| 50410 | Plumbing | 0.00 | 2,030 | -2,030.00 | 100.00% | 0.00 | 2,030 | -2,030.00 | 100.00% | 24,365 |
| 50470 | Rep & Maint. - Labor | 577.50 | 388 | 189.50 | -48.84% | 577.50 | 388 | 189.50 | -48.84% | 4,650 |
| 50480 | Rep.&Maint.- Mat.&Supply | 447.43 | 183 | 264.43 | -144.50% | 447.43 | 183 | 264.43 | -144.50% | 2,196 |
| 50520 | Roof | 0.00 | 42 | -42.00 | 100.00% | 0.00 | 42 | -42.00 | 100.00% | 500 |
| 50530 | Security | 15,054.95 | 15,014 | 40.95 | -0.27% | 15,054.95 | 15,014 | 40.95 | -0.27% | 180,168 |
| 50540 | Security Device -R&M | 0.00 | 100 | -100.00 | 100.00% | 0.00 | 100 | -100.00 | 100.00% | 1,200 |
| 50560 | Window Cleaning | 0.00 | 455 | -455.00 | 100.00% | 0.00 | 455 | -455.00 | 100.00% | 5,460 |
| 50570 | Window & Door Repair | 0.00 | 100 | -100.00 | 100.00% | 0.00 | 100 | -100.00 | 100.00% | 1,200 |
| 50580 | Misc. Expense | 0.00 | 101 | -101.00 | 100.00% | 0.00 | 101 | -101.00 | 100.00% | 1,209 |
| Total Repairs & Maintenance | | 16,299.50 | 29,437 | -13,137.50 | 44.63% | 16,299.50 | 29,437 | -13,137.50 | 44.63% | 353,244 |
| Other Expenses | | | | | | | | | | |
| 53070 | Accounting | 0.00 | 290 | -290.00 | 100.00% | 0.00 | 290 | -290.00 | 100.00% | 3,475 |
| 53110 | Project Coordination/Consul.Fees | 1,286.25 | 2,350 | -1,063.75 | 45.27% | 1,286.25 | 2,350 | -1,063.75 | 45.27% | 28,200 |
| 53150 | Legal | 0.00 | 2,085 | -2,085.00 | 100.00% | 0.00 | 2,085 | -2,085.00 | 100.00% | 25,020 |
| 53190 | Memberships/Entertainment | 0.00 | 17 | -17.00 | 100.00% | 0.00 | 17 | -17.00 | 100.00% | 205 |
| 53200 | Professional Service | 0.00 | 500 | -500.00 | 100.00% | 0.00 | 500 | -500.00 | 100.00% | 6,000 |
| 53210 | Reserve Study | 750.00 | 0 | 750.00 | 0.00% | 750.00 | 0 | 750.00 | 0.00% | 0 |
| 53230 | Reserve Contribution | 14,224.00 | 14,224 | 0.00 | 0.00% | 14,224.00 | 14,224 | 0.00 | 0.00% | 170,688 |
| 53260 | Bus. Lic./Permits | 0.00 | 3 | -3.00 | 100.00% | 0.00 | 3 | -3.00 | 100.00% | 35 |
| Total Other Expenses | | 16,260.25 | 19,469 | -3,208.75 | 16.48% | 16,260.25 | 19,469 | -3,208.75 | 16.48% | 233,623 |
| Utilities | | | | | | | | | | |
| 54020 | Gas | 2,589.57 | 3,750 | -1,160.43 | 30.94% | 2,589.57 | 3,750 | -1,160.43 | 30.94% | 45,000 |
| 54030 | Electricity | 599.32 | 2,320 | -1,720.68 | 74.17% | 599.32 | 2,320 | -1,720.68 | 74.17% | 27,840 |
| 54070 | Trash/Hauling | 0.00 | 15 | -15.00 | 100.00% | 0.00 | 15 | -15.00 | 100.00% | 180 |
| 54080 | Scavenger/Refuse/Recycling | -274.68 | 3,917 | -4,191.68 | 107.01% | -274.68 | 3,917 | -4,191.68 | 107.01% | 46,998 |
| 54090 | Water & Sewer | 4,139.98 | 4,055 | 84.98 | -2.10% | 4,139.98 | 4,055 | 84.98 | -2.10% | 48,660 |
| 54100 | Telephone | 130.17 | 155 | -24.83 | 16.02% | 130.17 | 155 | -24.83 | 16.02% | 1,860 |

c/o Canyon Pacific Management
850 Powell Street
San Francisco California 94107

| | | Jan Actual | Jan Budget | \$ Variance | % Variance | Y-T-D Actual | Y-T-D Budget | \$ Variance | % Variance | Annual Budget |
|-------|---|------------------|---------------|-------------------|----------------|------------------|-----------------|-------------------|----------------|------------------|
| 54110 | Telephone - Elevator | 59.20 | 77 | -17.80 | 23.12% | 59.20 | 77 | -17.80 | 23.12% | 924 |
| 54120 | Telephone - Entry System | 122.43 | 100 | 22.43 | -22.43% | 122.43 | 100 | 22.43 | -22.43% | 1,200 |
| 54130 | Telephone - Fire Alarm | 84.74 | 83 | 1.74 | -2.10% | 84.74 | 83 | 1.74 | -2.10% | 996 |
| | Total Utilities | 7,450.73 | 14,472 | -7,021.27 | 48.52% | 7,450.73 | 14,472 | -7,021.27 | 48.52% | 173,658 |
| | General & Administrative | | | | | | | | | |
| 55080 | Bank Service Charges | 6.00 | 0 | 6.00 | 0.00% | 6.00 | 0 | 6.00 | 0.00% | 0 |
| 55100 | Office Expense | 432.68 | 585 | -152.32 | 26.04% | 432.68 | 585 | -152.32 | 26.04% | 7,020 |
| 55120 | Property Management Fees | 4,000.00 | 4,000 | 0.00 | 0.00% | 4,000.00 | 4,000 | 0.00 | 0.00% | 48,000 |
| | Total General & Administrative | 4,438.68 | 4,585 | -146.32 | 3.19% | 4,438.68 | 4,585 | -146.32 | 3.19% | 55,020 |
| | Taxes & Insurance | | | | | | | | | |
| 57000 | Fran.Tax Board Taxes Pd. | 0.00 | 1 | -1.00 | 100.00% | 0.00 | 1 | -1.00 | 100.00% | 10 |
| 57020 | Ins.-D&O, E&O, EPLI | 2,072.42 | 2,030 | 42.42 | -2.09% | 2,072.42 | 2,030 | 42.42 | -2.09% | 24,356 |
| 57040 | Ins.-Gen.& Liab. | 2,522.49 | 2,522 | 0.49 | -0.02% | 2,522.49 | 2,522 | 0.49 | -0.02% | 30,260 |
| 57060 | Ins.-Work. Comp. | 43.08 | 44 | -0.92 | 2.09% | 43.08 | 44 | -0.92 | 2.09% | 523 |
| | Total Tax & Insurance | 4,637.99 | 4,597 | 40.99 | -0.89% | 4,637.99 | 4,597 | 40.99 | -0.89% | 55,149 |
| | TOTAL EXPENSES | 49,087.15 | 72,560 | -23,472.85 | 32.35% | 49,087.15 | 72,560 | -23,472.85 | 32.35% | 870,694 |
| | Net Operating Income | 23,618.21 | -2 | 23,620.21 | 999.99% | 23,618.21 | -2 | 23,620.21 | 999.99% | 0 |
| | RESERVE REVENUE | | | | | | | | | |
| | Scheduled Income | | | | | | | | | |
| 45000 | Reserve Revenue | 14,224.00 | 14,224 | 0.00 | 0.00% | 14,224.00 | 14,224 | 0.00 | 0.00% | 170,688 |
| | Total Scheduled Income | 14,224.00 | 14,224 | 0.00 | 0.00% | 14,224.00 | 14,224 | 0.00 | 0.00% | 170,688 |
| | Other Income | | | | | | | | | |
| 46010 | Interest Income- Taxable | 64.23 | 0 | 64.23 | 0.00% | 64.23 | 0 | 64.23 | 0.00% | 0 |
| | Total Other Income | 64.23 | 0 | 64.23 | 0.00% | 64.23 | 0 | 64.23 | 0.00% | 0 |
| | Total Reserve Revenue | 14,288.23 | 14,224 | 64.23 | 0.45% | 14,288.23 | 14,224 | 64.23 | 0.45% | 170,688 |
| | RESERVE EXPENSE | | | | | | | | | |
| | TOTAL RESERVE EXPENSE | 0.00 | 0 | 0.00 | 0.00% | 0.00 | 0 | 0.00 | 0.00% | 0 |
| | NET RESERVE REVENUE (EXPENSE) | 14,288.23 | 14,224 | 64.23 | 0.45% | 14,288.23 | 14,224 | 64.23 | 0.45% | 170,688 |
| | NET INCOME | 37,906.44 | 14,222 | 23,684.44 | 166.53% | 37,906.44 | 14,222 | 23,684.44 | 166.53% | 170,688 |

FA

| Unit Space | R Sts Type | Resident Co-Resident | Move In CC | Move Out Description | Deposit Date | Amount | Current | 30 Days | 60 Days | 90 Days |
|------------------------------------|---------------|--|---------------|-------------------------|-----------------|----------|---------|----------|---------|---------|
| FA-0850 - 850 POWELL STREET | | | | | | | | | | |
| 0102 | 01 C | Justin Wolfson | | 12/01/2015 | | 74.95 | | 74.95 | | |
| 0103 | 01 C | Rea Campbell | | 12/01/2015 | | 55.00 | | 55.00 | | |
| 0104 | 01 C | Mikhail Golomb, Trustee | | 12/01/2015 | | 960.00 | | 960.00 | | |
| 0105 | 01 C | Maria Collin | | 12/01/2015 | | 427.00 | | 427.00 | | |
| 0106 | 01 C | James Dillon | | 12/01/2015 | | 2,390.05 | | 2,390.05 | | |
| 0107 | 01 C | Lynn Hilberg | | 12/01/2015 | | 184.20 | | 184.20 | | |
| 0200 | 01 C | Michael Meniktas | | 12/01/2015 | | 0.60 | | 0.60 | | |
| 0202 | 01 C | Nan Lin | | 12/01/2015 | | 150.00 | | 150.00 | | |
| 0205 | 01 C | John Grant | | 12/01/2015 | | 1,443.36 | | 1,443.36 | | |
| 0300 | 01 C | Jay Wiener | | 12/01/2015 | | 5.58 | | 5.58 | | |
| 0303 | 01 C | Elissa Buie | | 12/01/2015 | | 209.22 | | 209.22 | | |
| 0400 | 01 C | Peggy Nathan | | 12/01/2015 | | 1,151.75 | | 1,151.75 | | |
| 0401 | 01 C | Cynthia Molstad | | 12/01/2015 | | 1,681.40 | 25.00 | 1,656.40 | | |
| 0402 | 01 C | Theofanis Economidis | | 12/01/2015 | | 370.00 | | 370.00 | | |
| 0403 | 01 C | Sandra Pershing | | 12/01/2015 | | 2,635.05 | | 2,635.05 | | |
| 0500 | 01 C | Peter Jaques | | 12/01/2015 | | 747.50 | | 747.50 | | |
| 0502 | 01 C | Wayne Bennett | | 12/01/2015 | | 13.00 | | 13.00 | | |
| | | Richard Schlackman paid cash to CPM in Jan. | | | | | | | | |
| 0503 | 01 C | Kwong Kow Kam | | 12/01/2015 | | 555.00 | | 555.00 | | |
| 0602 | 01 C | Andy Adrian Rodriguez | | 12/01/2015 | | 2,002.59 | | 2,002.59 | | |
| 0702 | 01 C | Mary Ann Collier | | 12/01/2015 | | 315.00 | | 315.00 | | |
| 0803 | 01 C | Joe Drummond | | 12/01/2015 | | 2,974.59 | | 2,974.59 | | |
| 0902 | 01 C | David Mandel | | 12/01/2015 | | 280.00 | 232.50 | 47.50 | | |
| 0903 | 01 C | Scott Beth | | 12/01/2015 | | 1,469.99 | | 1,469.99 | | |

| |
|---|
| Delinquent Report 0850 Francesca Association 01/31/2016 |
|---|

FA

| Unit Space | R Sts Type | Resident Co-Resident | Move In CC | Move Out Description | Deposit Date | Amount | Current | 30 Days | 60 Days | 90 Days |
|--------------------------|--------------------|----------------------|------------|----------------------|--------------|-----------|---------|-----------|---------|---------|
| 0904 | 01 C | Joel Goodrich | | 12/01/2015 | | 1,623.11 | | 1,623.11 | | |
| Entity Totals Delinquent | | | | | | 21,718.94 | 257.50 | 21,461.44 | 0.00 | 0.00 |
| Prepays | | | | | | 0.00 | 0.00 | 0.00 | 0.00 | 0.00 |
| Net | | | | | | 21,718.94 | 257.50 | 21,461.44 | 0.00 | 0.00 |
| Net Distribution | | | | | | | | | | |
| AD | Disputed Charge | | | | | 2,134.50 | 0.00 | 2,134.50 | 0.00 | 0.00 |
| AM | Monthly Assessment | | | | | 15,286.84 | 0.00 | 15,286.84 | 0.00 | 0.00 |
| AP | Parking Assessment | | | | | 3,239.94 | 0.00 | 3,239.94 | 0.00 | 0.00 |
| BF | Balance Forward | | | | | 800.16 | 0.00 | 800.16 | 0.00 | 0.00 |
| CB | Charge Back | | | | | 232.50 | 232.50 | 0.00 | 0.00 | 0.00 |
| LF | Late Fees | | | | | 25.00 | 25.00 | 0.00 | 0.00 | 0.00 |

FA

| Unit Space | R Sts Type | Resident Co-Resident | Move In Description | Move Out | Deposit Date | Amount | Current | 30 Days | 60 Days | 90 Days |
|------------------------------------|--------------------|---|---------------------|------------|--------------|------------|-----------|------------|---------|---------|
| FA-0850 - 850 POWELL STREET | | | | | | | | | | |
| 0103 | 01 C | Rea Campbell | 12/01/2015 | | | -55.00 | | -55.00 | | |
| 0106 | 01 C | James Dillon | 12/01/2015 | | | -2,390.05 | | -2,390.05 | | |
| 0107 | 01 C | Lynn Hilberg | 12/01/2015 | | | -898.77 | -898.77 | | | |
| 0200 | 01 C | Michael Meniktas | 12/01/2015 | | | -1.20 | -0.60 | -0.60 | | |
| 0202 | 01 C | Nan Lin | 12/01/2015 | | | -300.00 | | -300.00 | | |
| 0205 | 01 C | John Grant | 12/01/2015 | | | -3,166.34 | -1,443.36 | -1,722.98 | | |
| 0300 | 01 C | Jay Wiener | 12/01/2015 | | | -924.41 | -918.83 | -5.58 | | |
| 0400 | 01 C | Peggy Nathan | 12/01/2015 | | | -2,303.50 | -906.75 | -1,396.75 | | |
| 0403 | 01 C | Sandra Pershing | 12/01/2015 | | | -31,555.65 | -2,390.05 | -29,165.60 | | |
| 0403 | 02 P | Working Dirt LLC | 06/30/2014 | 06/05/2015 | | -514.70 | | -514.70 | | |
| 0502 | 01 C | Wayne Bennett | 12/01/2015 | | | -26.00 | | -26.00 | | |
| | | Richard Schlackman paid cash to CPM in Jan. | | | | | | | | |
| 0503 | 01 C | Kwong Kow Kam | 12/01/2015 | | | -11.96 | | -11.96 | | |
| 0602 | 01 C | Andy Adrian Rodriguez | 12/01/2015 | | | -4,005.18 | -2,002.59 | -2,002.59 | | |
| 0702 | 01 C | Mary Ann Collier | 12/01/2015 | | | -637.41 | -322.41 | -315.00 | | |
| 0803 | 01 C | Joe Drummond | 12/01/2015 | | | -2,974.59 | | -2,974.59 | | |
| 0903 | 01 C | Scott Beth | 12/01/2015 | | | -1,469.99 | | -1,469.99 | | |
| Entity Totals | | | | | | | | | | |
| Delinquent | | | | | | 0.00 | 0.00 | 0.00 | 0.00 | 0.00 |
| Prepays | | | | | | -51,234.75 | -8,883.36 | -42,351.39 | 0.00 | 0.00 |
| Net | | | | | | -51,234.75 | -8,883.36 | -42,351.39 | 0.00 | 0.00 |
| Net Distribution | | | | | | | | | | |
| AM | Monthly Assessment | | | | | -8,393.36 | -8,393.36 | 0.00 | 0.00 | 0.00 |
| AP | Parking Assessment | | | | | -1,143.00 | -490.00 | -653.00 | 0.00 | 0.00 |
| BF | Balance Forward | | | | | -41,698.39 | 0.00 | -41,698.39 | 0.00 | 0.00 |

| |
|---|
| AP Open Invoice Listing 0850 Francesca Association As of 01/31/2016 |
|---|

| Voucher | Invoice PO Number | Inv Date PO Date | GL Date Type/Terms | Due Date Disc Date | Entity | Account | Description | Inv Amount Discount | Payments Disc Taken | Balance |
|--|----------------------|---------------------|-----------------------|--------------------------|--------|---------|---|------------------------|------------------------|-----------------|
| \$SFPUC SFPUC-Water Departement | | | Terms: 00 | | | | | | | |
| 00000774 | 283112-1/16 | 01/22/2016 | 01/22/2016 P 00 | 01/31/2016 01/22/2016 | | 20000 | A/p - General 12/22-1/22/16 #2831120000 | 44.32 0.00 | 0.00 0.00 | 44.32 |
| | | | Francesca Association | | 0850 | 54090 | Water & Sewer | 44.32 | 0.00 | 44.32 |
| 00000775 | 835191-1/16 | 01/22/2016 | 01/22/2016 P 00 | 01/31/2016 01/22/2016 | | 20000 | A/p - General 12/22-1/22/16 #8351910000 | 4,095.66 0.00 | 0.00 0.00 | 4,095.66 |
| | | | Francesca Association | | 0850 | 54090 | Water & Sewer | 4,095.66 | 0.00 | 4,095.66 |
| | | | | | | | Vendor Totals | 4,139.98 | 0.00 | 4,139.98 |
| | | | | | | | Entity Totals | 4,139.98 | 0.00 | 4,139.98 |
| | | | | | | | Entity Totals | | | 4,139.98 |

| |
|---|
| AP Open Invoice Listing 0850 Francesca Association As of 01/31/2016 |
|---|

| Voucher | Invoice PO Number | Inv Date PO Date | GL Date Type/Terms | Due Date Disc Date | Entity | Account | Description | Inv Amount Discount | Payments Disc Taken | Balance |
|---------|----------------------|---------------------|-----------------------|-----------------------|--------|---------|---------------|------------------------|------------------------|----------|
| | | | | | | | Report Totals | | | 4,139.98 |

All Batches

| Batch | User | Bank/Conv | Building | Unit | Resident | Date | CC | AC | Description | Amount |
|----------|------|-----------|----------|---------|--------------------|----------------------------|------------|----|--------------------|-----------|
| 00000664 | Lu | Lu Zhang | 85001 | N | Payment | 01/05/2016 | | | RM Cash Proc Post | 29,423.65 |
| | | Payment | 999999 | FA-0850 | 0104 | 01 Mikhail Golomb, Trustee | 01/05/2016 | CK | Jan. HOA dues | 2,383.40 |
| | | | | | Payment | | AM | IP | Monthly Assessment | 2,383.40 |
| | | Payment | 999999 | FA-0850 | 0105 | 01 Maria Collin | 01/05/2016 | CK | Jan. HOA dues | 1,489.96 |
| | | | | | Payment | | AM | IP | Monthly Assessment | 1,244.96 |
| | | | | | Payment | | AP | IP | Parking Assessment | 245.00 |
| | | Payment | 999999 | FA-0850 | 0201 | 01 YueYue Wenren | 01/05/2016 | CK | Jan. HOA dues | 1,338.16 |
| | | | | | Payment | | AM | IP | Monthly Assessment | 1,338.16 |
| | | Payment | 999999 | FA-0850 | 0203 | 01 Edward Taggart Jr. | 01/05/2016 | CK | Jan. HOA dues | 1,411.40 |
| | | | | | Payment | | AM | IP | Monthly Assessment | 1,411.40 |
| | | Payment | 999999 | FA-0850 | 0301 | 01 The Eugene W. Pon | 01/05/2016 | CK | Jan. HOA dues | 1,411.40 |
| | | | | | Trust | | | | | |
| | | | | | Payment | | AM | IP | Monthly Assessment | 1,411.40 |
| | | Payment | 999999 | FA-0850 | 0302 | 01 S. D. Noam Cook | 01/05/2016 | CK | Jan. HOA dues | 2,002.59 |
| | | | | | Payment | | AM | IP | Monthly Assessment | 1,757.59 |
| | | | | | Payment | | AP | IP | Parking Assessment | 245.00 |
| | | Payment | 999999 | FA-0850 | 0402 | 01 Theofanis Economidis | 01/05/2016 | CK | Jan. HOA dues | 1,244.96 |
| | | | | | Payment | | AM | IP | Monthly Assessment | 1,244.96 |
| | | Payment | 999999 | FA-0850 | 0403 | 01 Sandra Pershing | 01/05/2016 | CK | Jan. HOA dues | 2,390.05 |
| | | | | | Prepayment | | AM | PP | Prepaid | 2,390.05 |
| | | Payment | 999999 | FA-0850 | 0404 | 01 Charles McLaughlin | 01/05/2016 | CK | Jan. HOA dues | 1,050.56 |
| | | | | | Payment | | AM | IP | Monthly Assessment | 805.56 |
| | | | | | Payment | | AP | IP | Parking Assessment | 245.00 |
| | | Payment | 999999 | FA-0850 | 0505 | 01 Bruce Leitstein | 01/05/2016 | CK | Jan. HOA dues | 1,443.36 |
| | | | | | Payment | | AM | IP | Monthly Assessment | 1,198.36 |
| | | | | | Payment | | AP | IP | Parking Assessment | 245.00 |
| | | Payment | 42015324 | FA-0850 | 0701 | 01 Richard Perrillo | 01/05/2016 | CK | Jan. HOA dues | 2,696.30 |
| | | | | | Payment | | AM | IP | Monthly Assessment | 2,696.30 |
| | | Payment | 41999232 | FA-0850 | 0701 | 01 Richard Perrillo | 01/05/2016 | CK | Jan. HOA dues | 245.00 |
| | | | | | Payment | | AP | IP | Parking Assessment | 245.00 |
| | | Payment | 999999 | FA-0850 | 0703 | 01 Faussner Trustees of | 01/05/2016 | CK | Jan. HOA dues | 2,742.90 |
| | | | | | the VSF/REF Family | | | | | |
| | | | | | Trust | | | | | |
| | | | | | Payment | | AM | IP | Monthly Assessment | 2,742.90 |
| | | Payment | 999999 | FA-0850 | 0801 | 01 John Kamm | 01/05/2016 | CK | Jan. HOA dues | 2,908.01 |
| | | | | | Payment | | AM | IP | Monthly Assessment | 2,663.01 |
| | | | | | Payment | | AP | IP | Parking Assessment | 245.00 |
| | | Payment | 999999 | FA-0850 | 0901 | 01 Mardin LLC A Delaware | 01/05/2016 | CK | Jan. HOA dues | 2,808.15 |
| | | | | | LLC | | | | | |
| | | | | | Payment | | AM | IP | Monthly Assessment | 2,563.15 |
| | | | | | Payment | | AP | IP | Parking Assessment | 245.00 |
| | | Payment | 999999 | FA-0850 | 0902 | 01 David Mandel | 01/05/2016 | CK | Jan. HOA dues | 1,857.45 |
| | | | | | Payment | | AM | IP | Monthly Assessment | 1,857.45 |

All Batches

| Batch | User | Bank/Conv | Building | Unit | Resident | Date | CC | AC | Description | Amount |
|----------|------|-----------|----------|---------|-------------|------------|----|----|--------------------|-----------|
| | | | FA-0850 | | Totals | | AM | | Monthly Assessment | 25,318.60 |
| | | | | | | | AM | PP | Prepaid | 2,390.05 |
| | | | | | | | AP | | Parking Assessment | 1,715.00 |
| | | | | | Batch Total | | | | | 29,423.65 |
| 00000665 | Lu | | 85001 N | | Payment | 01/07/2016 | | | RM Cash Proc Post | 1,501.53 |
| | | | 17442515 | FA-0850 | 0103 | 01 | CK | | Jan. HOA dues | 1,501.53 |
| | | | | | Payment | 01/07/2016 | AM | IP | Monthly Assessment | 1,311.53 |
| | | | | | Payment | | AP | IP | Parking Assessment | 190.00 |
| | | | FA-0850 | | Totals | | AM | | Monthly Assessment | 1,311.53 |
| | | | | | | | AP | | Parking Assessment | 190.00 |
| | | | | | Batch Total | | | | | 1,501.53 |
| 00000666 | Lu | | 85001 N | | Payment | 01/08/2016 | | | RM Cash Proc Post | 7,701.27 |
| | | | 16318008 | FA-0850 | 0101 | 01 | CK | | Jan. HOA dues | 1,031.92 |
| | | | | | Payment | 01/08/2016 | AM | IP | Monthly Assessment | 1,031.92 |
| | | | 16041857 | FA-0850 | 0303 | 01 | CK | | Jan. dues&Parking | 3,023.68 |
| | | | | | Payment | 01/08/2016 | AM | IP | Monthly Assessment | 2,742.90 |
| | | | | | Payment | | AP | IP | Parking Assessment | 245.00 |
| | | | | | Payment | | AP | CR | Parking Assessment | 35.78 |
| | | | 5451 | FA-0850 | 0603 | 01 | CK | | Jan. dues&Parking | 1,643.08 |
| | | | | | Payment | 01/08/2016 | AM | IP | Monthly Assessment | 1,398.08 |
| | | | | | Payment | | AP | IP | Parking Assessment | 245.00 |
| | | | 15853457 | FA-0850 | 0802 | 01 | CK | | Jan. dues&Parking | 2,002.59 |
| | | | | | Payment | 01/08/2016 | AM | IP | Monthly Assessment | 1,757.59 |
| | | | | | Payment | | AP | IP | Parking Assessment | 245.00 |
| | | | FA-0850 | | Totals | | AM | | Monthly Assessment | 6,930.49 |
| | | | | | | | AP | CR | Parking Assessment | 35.78 |
| | | | | | | | AP | | Parking Assessment | 735.00 |
| | | | | | Batch Total | | | | | 7,701.27 |
| 00000668 | Lu | | 85001 N | | Payment | 01/09/2016 | | | RM Cash Proc Post | 8,759.41 |
| | | | 4745 | FA-0850 | 0107 | 01 | CK | | Jan. HOA dues | 898.77 |
| | | | | | Payment | 01/09/2016 | AM | IP | Monthly Assessment | 898.77 |
| | | | 48567380 | FA-0850 | 0202 | 01 | CK | | Jan. HOA dues | 1,757.59 |
| | | | | | Payment | 01/09/2016 | AM | IP | Monthly Assessment | 1,757.59 |
| | | | 193 | FA-0850 | 0500 | 01 | CK | | Jan. Parking | 245.00 |
| | | | | | Payment | 01/09/2016 | AP | IP | Parking Assessment | 245.00 |
| | | | 223 | FA-0850 | 0500 | 01 | CK | | Jan. HOA dues | 1,151.75 |
| | | | | | Payment | 01/09/2016 | AM | IP | Monthly Assessment | 1,151.75 |
| | | | 847 | FA-0850 | 0601 | 01 | CK | | Jan. HOA dues | 2,696.30 |
| | | | | | Payment | 01/09/2016 | AM | IP | Monthly Assessment | 2,696.30 |
| | | | 5962 | FA-0850 | 0702 | 01 | CK | | Jan. HOA dues | 2,010.00 |
| | | | | | Prepayment | 01/09/2016 | AM | PP | Prepaid | 322.41 |
| | | | | | Payment | | AM | IP | Monthly Assessment | 1,687.59 |
| | | | FA-0850 | | Totals | | AM | | Monthly Assessment | 8,192.00 |
| | | | | | | | AM | PP | Prepaid | 322.41 |

RM Batch Report for Cash Receipts
Francesca Association
01/01/2016 - 01/31/2016

All Batches

| Batch | User | Bank/Conv | Building | Unit | Resident | Date | CC | AC | Description | Amount |
|----------|------|-----------|----------|------|---------------------------|------------|----|----|--------------------|----------|
| | | | | | Batch Total | | AP | | Parking Assessment | 245.00 |
| | | | | | | | | | | 8,759.41 |
| 00000669 | Lu | | | | Lu Zhang | 01/12/2016 | | | RM Cash Proc Post | 4,157.92 |
| | | 85001 | N | | Payment | | | | | |
| | | 995077 | FA-0850 | 0102 | 01 Justin Wolfson | 01/12/2016 | CK | | Jan. HOA dues | 956.97 |
| | | | | | Payment | | AM | IP | Monthly Assessment | 956.97 |
| | | 888888 | FA-0850 | 0205 | 01 John Grant | 01/12/2016 | CK | | Prepayment | 1,443.36 |
| | | | | | Prepayment | | AM | PP | Prepaid | 1,198.36 |
| | | | | | Prepayment | | AP | PP | Prepaid | 245.00 |
| | | 888888 | FA-0850 | 0502 | 01 Wayne Bennett | 01/12/2016 | CK | | Jan. HOA dues | 1,757.59 |
| | | | | | Payment | | AM | IP | Monthly Assessment | 1,757.59 |
| | | | FA-0850 | | Totals | | AM | | Monthly Assessment | 2,714.56 |
| | | | | | | | AM | PP | Prepaid | 1,198.36 |
| | | | | | | | AP | PP | Prepaid | 245.00 |
| | | | | | Batch Total | | | | | 4,157.92 |
| 00000670 | Lu | | | | Lu Zhang | 01/14/2016 | | | RM Cash Proc Post | 1,531.54 |
| | | 85001 | N | | Payment | | | | | |
| | | 93712663 | FA-0850 | 0503 | 01 Kwong Kow Kam | 01/14/2016 | CK | | Jan. HOA dues | 1,531.54 |
| | | | | | Payment | | AM | IP | Monthly Assessment | 1,398.08 |
| | | | | | Payment | | AP | IP | Parking Assessment | 133.46 |
| | | | FA-0850 | | Totals | | AM | | Monthly Assessment | 1,398.08 |
| | | | | | | | AP | | Parking Assessment | 133.46 |
| | | | | | Batch Total | | | | | 1,531.54 |
| 00000671 | Lu | | | | Lu Zhang | 01/15/2016 | | | RM Cash Proc Post | 2,854.76 |
| | | 85001 | N | | Payment | | | | | |
| | | 2254 | FA-0850 | 0501 | 01 Paul Enrico Kostadimas | 01/15/2016 | CK | | Jan. HOA dues | 1,411.40 |
| | | | | | Payment | | AM | IP | Monthly Assessment | 1,411.40 |
| | | 8104 | FA-0850 | 0605 | 01 Trustees of The Marvin | 01/15/2016 | CK | | Jan. HOA dues | 1,443.36 |
| | | | | | Payment | | AM | IP | Monthly Assessment | 1,198.36 |
| | | | | | Payment | | AP | IP | Parking Assessment | 245.00 |
| | | | FA-0850 | | Totals | | AM | | Monthly Assessment | 2,609.76 |
| | | | | | | | AP | | Parking Assessment | 245.00 |
| | | | | | Batch Total | | | | | 2,854.76 |
| 00000672 | Lu | | | | Lu Zhang | 01/15/2016 | | | RM Cash Proc Post | 2,416.54 |
| | | 85001 | N | | Payment | | | | | |
| | | 2026 | FA-0850 | 0300 | 01 Jay Wiener | 01/15/2016 | CK | | Jan. HOA dues | 2,310.00 |
| | | | | | Prepayment | | AM | PP | Prepaid | 918.83 |
| | | | | | Payment | | AP | IP | Parking Assessment | 239.42 |
| | | | | | Payment | | AM | IP | Monthly Assessment | 1,151.75 |
| | | 253 | FA-0850 | 0503 | 01 Kwong Kow Kam | 01/15/2016 | CK | | Jan. HOA dues | 106.54 |
| | | | | | Payment | | BF | CR | Credit/Charge | 106.54 |
| | | | FA-0850 | | Totals | | AM | | Monthly Assessment | 1,151.75 |
| | | | | | | | AM | PP | Prepaid | 918.83 |
| | | | | | | | AP | | Parking Assessment | 239.42 |
| | | | | | | | BF | CR | Credit/Charge | 106.54 |
| | | | | | Batch Total | | | | | 2,416.54 |
| 00000673 | Lu | | | | Lu Zhang | 01/22/2016 | | | RM Cash Proc Post | 1,656.40 |
| | | 85001 | N | | Payment | | | | | |
| | | 420 | FA-0850 | 0401 | 01 Cynthia Molstad | 01/22/2016 | CK | | Jan. HOA dues | 1,656.40 |
| | | | | | Payment | | AM | IP | Monthly Assessment | 1,411.40 |
| | | | | | Payment | | AP | IP | Parking Assessment | 245.00 |

| |
|---|
| RM Batch Report for Cash Receipts Francesca Association 01/01/2016 - 01/31/2016 |
|---|

All Batches

| Batch | User | Bank/Conv | Building | Unit | Resident | Date | CC | AC | Description | Amount | |
|---------------------|------|-----------|----------|---------|-----------------|------------|-----------------------|-------|--------------------|----------------------|-----------|
| | | | FA-0850 | | Totals | | AM | | Monthly Assessment | 1,411.40 | |
| | | | | | | | AP | | Parking Assessment | 245.00 | |
| | | | | | Batch Total | | | | | 1,656.40 | |
| 00000674 | Lu | Lu Zhang | 85001 | N | Reverse Payment | 01/26/2016 | | | | 1,656.40 | |
| | | Reverse | 420 | FA-0850 | 0401 | 01 | Cynthia Molstad | | CK | NSF check | -1,656.40 |
| | | | | | Payment | | | | AM IP | Monthly Assessment | -1,411.40 |
| | | | | | Payment | | | | AP IP | Parking Assessment | -245.00 |
| | | | FA-0850 | | Totals | | AM | | Monthly Assessment | -1,411.40 | |
| | | | | | | | AP | | Parking Assessment | -245.00 | |
| | | | | | Batch Total | | | | | -1,656.40 | |
| 00000676 | Lu | Lu Zhang | 85001 | N | Payment | 01/22/2016 | | | RM Cash Proc Post | 1,396.75 | |
| | | Payment | 578 | FA-0850 | 0200 | 01 | Michael Meniktas | | CK | Jan. HOA dues | 1,396.75 |
| | | | | | Prepayment | 01/22/2016 | | AM PP | Prepaid | 0.60 | |
| | | | | | Payment | | | | AM IP | Monthly Assessment | 1,151.75 |
| | | | | | Payment | | | | AP IP | Parking Assessment | 244.40 |
| | | | FA-0850 | | Totals | | AM | | Monthly Assessment | 1,151.75 | |
| | | | | | | | AM PP | | Prepaid | 0.60 | |
| | | | | | | | AP | | Parking Assessment | 244.40 | |
| | | | | | Batch Total | | | | | 1,396.75 | |
| 00000677 | Lu | Lu Zhang | 85001 | N | Payment | 01/26/2016 | | | RM Cash Proc Post | 898.77 | |
| | | Payment | 4754 | FA-0850 | 0107 | 01 | Lynn Hilberg | | CK | Feb. HOA dues | 898.77 |
| | | | | | Prepayment | | | AM PP | Prepaid | 898.77 | |
| | | | FA-0850 | | Totals | | AM | PP | Prepaid | 898.77 | |
| | | | | | Batch Total | | | | | 898.77 | |
| 00000678 | Lu | Lu Zhang | 85001 | N | Payment | 01/29/2016 | | | RM Cash Proc Post | 1,305.66 | |
| | | Payment | 217 | FA-0850 | 0500 | 01 | Peter Jaques | | CK | Jun. dues&Dec Parkin | 1,305.66 |
| | | | | | Payment | 01/29/2016 | | BF | CR | Credit/Charge | 1,305.66 |
| | | | FA-0850 | | Totals | | BF | CR | Credit/Charge | 1,305.66 | |
| | | | | | Batch Total | | | | | 1,305.66 | |
| 00000679 | Lu | Lu Zhang | 85001 | N | Payment | 01/29/2016 | | | RM Cash Proc Post | 3,154.34 | |
| | | Payment | 42458781 | FA-0850 | 0400 | 01 | Peggy Nathan | | CK | Prepayment | 1,151.75 |
| | | | | | Prepayment | 01/29/2016 | | AM PP | Prepaid | 906.75 | |
| | | | | | Payment | | | | AM IP | Monthly Assessment | 245.00 |
| | | Payment | 42485113 | FA-0850 | 0602 | 01 | Andy Adrian Rodriguez | | CK | Prepayment | 2,002.59 |
| | | | | | Prepayment | 01/29/2016 | | AM PP | Prepaid | 1,757.59 | |
| | | | | | Prepayment | | | | AP PP | Prepaid | 245.00 |
| | | | FA-0850 | | Totals | | AM | | Monthly Assessment | 245.00 | |
| | | | | | | | AM PP | | Prepaid | 2,664.34 | |
| | | | | | | | AP | PP | Prepaid | 245.00 | |
| | | | | | Batch Total | | | | | 3,154.34 | |
| Grand Totals | | | | | | | | AM | | Monthly Assessment | 51,023.52 |
| | | | | | | | | AM | PP | Prepaid | 8,393.36 |
| | | | | | | | | AP | CR | Parking Assessment | 35.78 |
| | | | | | | | | AP | | Parking Assessment | 3,747.28 |
| | | | | | | | | AP | PP | Prepaid | 490.00 |
| | | | | | | | | BF | CR | Credit/Charge | 1,412.20 |
| | | | | | | | | | | Grand Total | 65,102.14 |

For GL Dates 01/01/16 to 01/31/16
 For Entities 0850 to 0850
 For All Accounts

Entity: 0850 Francesca Association

| Vch # | Vendor | Name | GL Date | Amount | Voucher Description | Bank | Chk # | Check Date | Amount |
|----------------------------|---------|---|------------|-----------|---|-------|--------|------------|-----------|
| Account: 12100 00000751 | CORNEL | A/R - Back Charge Cornely Company | 01/09/2016 | 232.50 | #902, Badroom leak | 850O1 | 010007 | 01/29/2016 | 232.50 |
| Account: 20000 00000745 | BERDIN | A/P - General Berding & Weil LLP | 01/14/2016 | 108.00 | General Matters: Dec | 850O1 | 010005 | 01/29/2016 | 108.00 |
| 00000760 | BCAUTO | Bay Cities Automatic | 01/01/2016 | 1,650.00 | Garage repair: Lower | 850O1 | 000584 | 01/15/2016 | 1,650.00 |
| 00000761 | CORPSE | Corporate Security | 01/01/2016 | 14,620.57 | Dec. Svc. | 850O1 | 000585 | 01/15/2016 | 14,620.57 |
| 00000761 | CORPSE | Corporate Security | 01/01/2016 | 2,199.96 | Extra Svc. 12/4-12/9 | 850O1 | 000585 | 01/15/2016 | 2,199.96 |
| 00000768 | Katrin | Katrin Ewald | 01/01/2016 | 311.73 | Reimb. for Christmas | 850O1 | 000591 | 01/28/2016 | 311.73 |
| 00002106 | \$SFPUC | SFPUC-Water Departement | 01/01/2016 | 3,893.10 | 83519810000 | 850O1 | 000029 | 01/08/2016 | 3,893.10 |
| 00002107 | \$SFPUC | SFPUC-Water Departement | 01/01/2016 | 44.32 | 2831120000 | 850O1 | 000030 | 01/08/2016 | 44.32 |
| 00002108 | \$PACGA | Pacific Gas & Electric | 01/01/2016 | 4,730.21 | 3536958474-9 | 850O1 | 000031 | 01/08/2016 | 4,730.21 |
| Account: 50060 00000750 | CORNEL | Hot Water Heating Sy Cornely Company | 01/01/2016 | 671.21 | replaced mech seal o | 850O1 | 010007 | 01/29/2016 | 671.21 |
| 00000752 | CORNEL | Cornely Company | 01/20/2016 | 260.00 | 12/30/15-respond to | 850O1 | 010007 | 01/29/2016 | 260.00 |
| Account: 50140 00000748 | BLEYLE | Elevator Contract Bleyle Elevator, Inc. | 01/20/2016 | 350.00 | Jan. Svc. | 850O1 | 010006 | 01/29/2016 | 350.00 |
| Account: 50150 00000748 | BLEYLE | Elevator - R&M Bleyle Elevator, Inc. | 01/20/2016 | 436.00 | 12/14 trouble call | 850O1 | 010006 | 01/29/2016 | 436.00 |
| Account: 50180 00000763 | PAFA | Fire Alarm Monitorin Pacific Auxilliary Fire | 01/01/2016 | 106.00 | Jan. Fire alarm Insp | 850O1 | 000587 | 01/15/2016 | 106.00 |
| 00000763 | PAFA | Pacific Auxilliary Fire | 01/01/2016 | 36.67 | Jan. Fire alarm mont | 850O1 | 000587 | 01/15/2016 | 36.67 |
| Account: 50210 00000383 | cpt | Fire Sprinkler Syst Canyon Pacific Maint. | 01/28/2016 | 110.00 | 1/4 Run Weekly Fire Pump Testing. Chris | 850O1 | 010001 | 01/29/2016 | 110.00 |
| Account: 50290 00000749 | HIGHMA | Janit -R & M High Marks Janitorial | 01/01/2016 | 120.00 | clean carpet 8th flr | 850O1 | 010010 | 01/29/2016 | 120.00 |
| Account: 50300 00000749 | HIGHMA | Janit-Contract High Marks Janitorial | 01/01/2016 | 2,597.60 | Jan. Svc. | 850O1 | 010010 | 01/29/2016 | 2,597.60 |
| Account: 50310 00000749 | HIGHMA | Janit - Supplies High Marks Janitorial | 01/01/2016 | 27.20 | Janitorial supplies | 850O1 | 010010 | 01/29/2016 | 27.20 |
| Account: 50370 00000765 | NOBHFL | Landscape - R & M Nob Hill Florist | 01/01/2016 | 309.94 | Lard orchid for lobb | 850O1 | 000589 | 01/15/2016 | 309.94 |
| Account: 50380 00000764 | WARMAN | Lock & Key Warman Security | 01/07/2016 | 125.00 | Svc. call. updated 3 | 850O1 | 000588 | 01/15/2016 | 125.00 |
| Account: 50400 00000762 | DEWEYP | Pest Control Dewey Pest Control, Inc. | 01/01/2016 | 110.00 | January Svc. #121791 | 850O1 | 000586 | 01/15/2016 | 110.00 |
| Account: 50470 00000379 | cpt | Rep & Maint. - Labor Canyon Pacific Maint. | 01/28/2016 | 247.50 | 1/9, EMG call 8 am Building has no hot water. Diagnosed problem; heat control ne | 850O1 | 010001 | 01/29/2016 | 247.50 |
| 00000380 | cpt | Canyon Pacific Maint. | 01/28/2016 | 165.00 | 1/4 EMG Call Adjust door. Jose | 850O1 | 010001 | 01/29/2016 | 165.00 |
| 00000381 | cpt | Canyon Pacific Maint. | 01/28/2016 | 110.00 | 1/4 Lubed main front door hinges. Picked up roto hammer todril extra inch for la | 850O1 | 010001 | 01/29/2016 | 110.00 |
| 00000382 | cpt | Canyon Pacific Maint. | 01/28/2016 | 55.00 | 1/13 Meet with doorman Bob: Bob was gone. Spoke with man on shift; need boiler r | 850O1 | 010001 | 01/29/2016 | 55.00 |
| 00000756 | cpt | Canyon Pacific Maint. | 01/14/2016 | 137.50 | 12/30/15 Meet with H | 850O1 | 000583 | 01/14/2016 | 137.50 |
| 00000756 | cpt | Canyon Pacific Maint. | 01/14/2016 | 55.00 | 12/29/15 Change boil | 850O1 | 000583 | 01/14/2016 | 55.00 |
| Account: 50480 | | Rep.&Maint.- Supply | | | | | | | |

For GL Dates 01/01/16 to 01/31/16
 For Entities 0850 to 0850
 For All Accounts

Entity: 0850 Francesca Association

| Vch # | Vendor | Name | GL Date | Amount | Voucher Description | Bank | Chk # | Check Date | Amount |
|----------------|---------|----------------------------|------------|-----------|-----------------------|-------|--------|------------|-----------|
| 00000746 | DISCOU | Discount Builders Supply | 01/01/2016 | 33.69 | Supplies-24" Floor s | 850O1 | 010009 | 01/29/2016 | 33.69 |
| 00000747 | DISCOU | Discount Builders Supply | 01/01/2016 | -14.12 | Credit return suppli | 850O1 | 010009 | 01/29/2016 | -14.12 |
| 00000749 | HIGHMA | High Marks Janitorial | 01/01/2016 | 367.86 | Lights in elevators | 850O1 | 010010 | 01/29/2016 | 367.86 |
| 00000749 | HIGHMA | High Marks Janitorial | 01/01/2016 | 60.00 | exterior light bulbs | 850O1 | 010010 | 01/29/2016 | 60.00 |
| Account: 50530 | | Security | | | | | | | |
| 00000754 | CORPSE | Corporate Security | 01/29/2016 | 15,054.95 | Jan. Svc. | 850O1 | 010008 | 01/29/2016 | 15,054.95 |
| Account: 53110 | | Proj Coordination | | | | | | | |
| 00000767 | cpm | Canyon Pacific Mgmt. | 01/16/2016 | 288.75 | 1/4-7/2016; Hours Ab | 850O1 | 000590 | 01/20/2016 | 288.75 |
| 00000767 | cpm | Canyon Pacific Mgmt. | 01/16/2016 | 682.50 | 1/8-15/2016; Board R | 850O1 | 000590 | 01/20/2016 | 682.50 |
| 00000767 | cpm | Canyon Pacific Mgmt. | 01/16/2016 | 315.00 | 1/8-9/2016; Boiler o | 850O1 | 000590 | 01/20/2016 | 315.00 |
| Account: 53210 | | Reserve Study | | | | | | | |
| 00000753 | RAASSO | Richard Avelar & Assoc | 01/27/2016 | 750.00 | Reserve Study | 850O1 | 010011 | 01/29/2016 | 750.00 |
| Account: 53230 | | Reserve Contribution | | | | | | | |
| 00000755 | 850R | Francesca Association | 01/29/2016 | 14,224.00 | Res. Constrib. 01/16 | 850O1 | 010004 | 01/29/2016 | 14,224.00 |
| Account: 54020 | | Gas | | | | | | | |
| 00000773 | \$PACGA | Pacific Gas & Electric | 01/14/2016 | 5,743.05 | 3536958474-9 | 850O1 | 000006 | 01/28/2016 | 5,743.05 |
| Account: 54030 | | Electricity | | | | | | | |
| 00000770 | \$PACGA | Pacific Gas & Electric | 01/08/2016 | 43.85 | 0380773342-7 | 850O1 | 000002 | 01/22/2016 | 43.85 |
| 00000771 | \$PACGA | Pacific Gas & Electric | 01/08/2016 | 1,841.19 | 1005773302-3 | 850O1 | 000003 | 01/22/2016 | 1,841.19 |
| 00000772 | \$PACGA | Pacific Gas & Electric | 01/09/2016 | 9.86 | 9911996657-2 | 850O1 | 000004 | 01/25/2016 | 9.86 |
| Account: 54080 | | Scavenger/Refuse/Recycling | | | | | | | |
| 00000769 | \$RGG | Recology Golden Gate | 01/01/2016 | 2,394.51 | Dec. Svc. #010214692 | 850O1 | 000001 | 01/06/2016 | 2,394.51 |
| Account: 54090 | | Water & Sewer | | | | | | | |
| 00000774 | \$SFPUC | SFPUC-Water Departement | 01/22/2016 | 44.32 | 2831120000 | 850O1 | 000007 | 02/08/2016 | 44.32 |
| 00000775 | \$SFPUC | SFPUC-Water Departement | 01/22/2016 | 4,095.66 | 8351910000 | 850O1 | 000008 | 02/08/2016 | 4,095.66 |
| Account: 54100 | | Telephone | | | | | | | |
| 00000776 | \$ATT | AT&T | 01/01/2016 | 130.17 | 415 433-7608 539 | 850O1 | 000009 | 01/13/2016 | 130.17 |
| Account: 54110 | | Tel - Elevator | | | | | | | |
| 00000778 | \$ATT | AT&T | 01/01/2016 | 59.20 | 415 397 5937 851 | 850O1 | 000011 | 01/20/2016 | 59.20 |
| Account: 54120 | | Tel - Entry System | | | | | | | |
| 00000777 | \$ATT | AT&T | 01/01/2016 | 122.43 | 415 362-4646 372 | 850O1 | 000010 | 01/07/2016 | 122.43 |
| Account: 54130 | | Tel - Fire Alarm | | | | | | | |
| 00000779 | \$ATT | AT&T | 01/01/2016 | 84.74 | 415 834-9037 769 | 850O1 | 000012 | 01/14/2016 | 84.74 |
| Account: 55100 | | Office Expense | | | | | | | |
| 00000498 | cpm | Canyon Pacific Mgmt. | 01/29/2016 | 107.27 | Postages (12/2015) | 850O1 | | | |
| 00000520 | cpm | Canyon Pacific Mgmt. | 01/29/2016 | 187.38 | Office Exp. (12/2015) | 850O1 | 010003 | 01/29/2016 | 107.27 |
| | | | | | | | 010003 | 01/29/2016 | 187.38 |
| Account: 55120 | | Prop Management Fees | | | | | | | |
| 00000464 | cpm | Canyon Pacific Mgmt. | 01/29/2016 | 4,000.00 | Jan. PM fee (01/2016 | 850O1 | | | |
| | | | | | | | 010003 | 01/29/2016 | 4,000.00 |
| Totals: | | | | 84,446.27 | | | | | 84,446.27 |

Bank 85001 - Francesca -OP

For All Check Numbers

| Check | Vendor | Name Voucher Invoice | Type | Chk Date Proc Date | Void Date | Recon Date | Inv Amount | Payments | Disc Taken | Amount |
|--------|---------|--|------|--|-----------|------------|------------|--------------------------------------|------------------------------|-----------|
| 000001 | \$RGG | Recology Golden Gate 00000769 49782832 | M | 01/06/2016 01/01/2016 | | 01/31/2016 | 2,394.51 | 2,394.51 2,394.51 | 0.00 0.00 | 2,394.51 |
| 000002 | \$PACGA | Pacific Gas & Electric 00000770 038-1/2016 | M | 01/22/2016 01/08/2016 | | 01/31/2016 | 43.85 | 43.85 43.85 | 0.00 0.00 | 43.85 |
| 000003 | \$PACGA | Pacific Gas & Electric 00000771 100-1/2016 | M | 01/22/2016 01/08/2016 | | 01/31/2016 | 1,841.19 | 1,841.19 1,841.19 | 0.00 0.00 | 1,841.19 |
| 000004 | \$PACGA | Pacific Gas & Electric 00000772 991-1/2016 | M | 01/25/2016 01/09/2016 | | 01/31/2016 | 9.86 | 9.86 9.86 | 0.00 0.00 | 9.86 |
| 000006 | \$PACGA | Pacific Gas & Electric 00000773 353-1/2016 | M | 01/28/2016 01/14/2016 | | 01/31/2016 | 5,743.05 | 5,743.05 5,743.05 | 0.00 0.00 | 5,743.05 |
| 000009 | \$ATT | AT&T 00000776 539-1/2016 | M | 01/13/2016 01/01/2016 | | 01/31/2016 | 130.17 | 130.17 130.17 | 0.00 0.00 | 130.17 |
| 000010 | \$ATT | AT&T 00000777 372-1/2016 | M | 01/07/2016 01/01/2016 | | 01/31/2016 | 122.43 | 122.43 122.43 | 0.00 0.00 | 122.43 |
| 000011 | \$ATT | AT&T 00000778 851-1/2016 | M | 01/20/2016 01/01/2016 | | 01/31/2016 | 59.20 | 59.20 59.20 | 0.00 0.00 | 59.20 |
| 000012 | \$ATT | AT&T 00000779 769-1/2016 | M | 01/14/2016 01/01/2016 | | 01/31/2016 | 84.74 | 84.74 84.74 | 0.00 0.00 | 84.74 |
| 000029 | \$SFPUC | SFPUC-Water Departement 00002106 835-1/2016 | M | 01/08/2016 01/01/2016 | | 01/31/2016 | 3,893.10 | 3,893.10 3,893.10 | 0.00 0.00 | 3,893.10 |
| 000030 | \$SFPUC | SFPUC-Water Departement 00002107 283-1/2016 | M | 01/08/2016 01/01/2016 | | 01/31/2016 | 44.32 | 44.32 44.32 | 0.00 0.00 | 44.32 |
| 000031 | \$PACGA | Pacific Gas & Electric 00002108 353-01/2016 | M | 01/08/2016 01/01/2016 | | 01/31/2016 | 4,730.21 | 4,730.21 4,730.21 | 0.00 0.00 | 4,730.21 |
| 000583 | cpt | Canyon Pacific Maint. 00000756 | M | 01/14/2016 01/14/2016 | | 01/31/2016 | 192.50 | 192.50 192.50 | 0.00 0.00 | 192.50 |
| 000584 | BCAUTO | Bay Cities Automatic 00000760 0020155283 | M | 01/15/2016 01/01/2016 | | 01/31/2016 | 1,650.00 | 1,650.00 1,650.00 | 0.00 0.00 | 1,650.00 |
| 000585 | CORPSE | Corporate Security 00000761 28130/28131 | M | 01/15/2016 01/01/2016 | | 01/31/2016 | 16,820.53 | 16,820.53 16,820.53 | 0.00 0.00 | 16,820.53 |
| 000586 | DEWEYP | Dewey Pest Control, Inc. 00000762 9907803 | M | 01/15/2016 01/01/2016 | | 01/31/2016 | 110.00 | 110.00 110.00 | 0.00 0.00 | 110.00 |
| 000587 | PAFA | Pacific Auxilliary Fire 00000763 74885 | M | 01/15/2016 01/01/2016 | | 01/31/2016 | 142.67 | 142.67 142.67 | 0.00 0.00 | 142.67 |
| 000588 | WARMAN | Warman Security 00000764 d036547 | M | 01/15/2016 01/07/2016 | | 01/31/2016 | 125.00 | 125.00 125.00 | 0.00 0.00 | 125.00 |
| 000589 | NOBHFL | Nob Hill Florist 00000765 10229 | M | 01/15/2016 01/01/2016 | | 01/31/2016 | 309.94 | 309.94 309.94 | 0.00 0.00 | 309.94 |
| 000590 | cpm | Canyon Pacific Mgmt. 00000767 | M | 01/20/2016 01/16/2016 | | 01/31/2016 | 1,286.25 | 1,286.25 1,286.25 | 0.00 0.00 | 1,286.25 |
| 000591 | Katrin | Katrin Ewald 00000768 1 | M | 01/28/2016 01/01/2016 | | 01/31/2016 | 311.73 | 311.73 311.73 | 0.00 0.00 | 311.73 |
| 010001 | cpt | Canyon Pacific Maint. 00000379 120480 00000380 120492 00000381 120512 | C | 01/29/2016 01/28/2016 01/28/2016 01/28/2016 | | | | 687.50 247.50 165.00 110.00 | 0.00 0.00 0.00 0.00 | 687.50 |

Bank 85001 - Francesca -OP

For All Check Numbers

| Check | Vendor | Name Voucher Invoice | Type | Chk Date Proc Date | Void Date | Recon Date | Inv Amount | Payments | Disc Taken | Amount |
|--|--------|--|------|--|------------|------------|------------------------------|--|------------------------------|-----------|
| | | 00000382 120513 | | 01/28/2016 | | | 55.00 | 55.00 | 0.00 | |
| | | 00000383 120526 | | 01/28/2016 | | | 110.00 | 110.00 | 0.00 | |
| 010002 | | Error of Office Exp. | V | 01/29/2016 | 01/29/2016 | | 0.00 | | | |
| 010003 | cpm | Canyon Pacific Mgmt. 00000464 850-pm-1-16 00000498 850-pe-1-16 00000520 850-oe-1-16 | C | 01/29/2016 01/29/2016 01/29/2016 01/29/2016 | | | 4,000.00 107.27 187.38 | 4,294.65 4,000.00 107.27 187.38 | 0.00 0.00 0.00 0.00 | 4,294.65 |
| 010004 | 850R | Francesca Association 00000755 | C | 01/29/2016 01/29/2016 | | | 14,224.00 | 14,224.00 | 0.00 0.00 | 14,224.00 |
| 010005 | BERDIN | Berdin & Weil LLP 00000745 149313 | C | 01/29/2016 01/14/2016 | | | 108.00 | 108.00 | 0.00 0.00 | 108.00 |
| 010006 | BLEYLE | Bleyle Elevator, Inc. 00000748 59669 | C | 01/29/2016 01/20/2016 | | | 786.00 | 786.00 | 0.00 0.00 | 786.00 |
| 010007 | CORNEL | Cornely Company 00000750 INV-4147 00000751 INV-5037 00000752 INV-5143 | C | 01/29/2016 01/01/2016 01/09/2016 01/20/2016 | | | 671.21 232.50 260.00 | 1,163.71 671.21 232.50 260.00 | 0.00 0.00 0.00 0.00 | 1,163.71 |
| 010008 | CORPSE | Corporate Security 00000754 28248 | C | 01/29/2016 01/29/2016 | | | 15,054.95 | 15,054.95 | 0.00 0.00 | 15,054.95 |
| 010009 | DISCOU | Discount Builders Supply 00000746 121408 00000747 104342 | C | 01/29/2016 01/01/2016 01/01/2016 | | | 33.69 -14.12 | 19.57 33.69 -14.12 | 0.00 0.00 0.00 | 19.57 |
| 010010 | HIGHMA | High Marks Janitorial 00000749 37936 | C | 01/29/2016 01/01/2016 | | | 3,172.66 | 3,172.66 | 0.00 0.00 | 3,172.66 |
| 010011 | RAASSO | Richard Avelar & Assoc 00000753 304.00-1 | C | 01/29/2016 01/27/2016 | | | 750.00 | 750.00 | 0.00 0.00 | 750.00 |
| Bank Totals for all Check Types Except D | | | | | | | | 80,306.29 | 0.00 | 80,306.29 |
| Total Number of Checks | | | 32 | | | | | | | |

Recology Golden Gate
 250 Executive Park Blvd.
 Suite 2100
 San Francisco CA 94134-3306

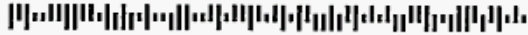
BILL DATE 12/22/2015

SERVICE FROM: 12/01/2015
 SERVICE TO: 12/31/2015
 LOCATION: 850 POWELL ST.

| | |
|-----------------|-----------|
| ACCOUNT NUMBER | 010214692 |
| CURRENT CHARGES | 2394.51 |
| BALANCE DUE | 2394.51 |

Route Billing No. Type Franchise
 C05 49782832 AA-JIR SFO

445 5 445
 FRANCESCA ASSOCIATION
 665 3RD ST STE 408
 SAN FRANCISCO CA 94107-1968



THIS PAYMENT WILL BE DEDUCTED
 FROM YOUR BANK ACCOUNT ON
 JAN 6, 2016 OR THE FIRST
 BUSINESS DAY THEREAFTER.

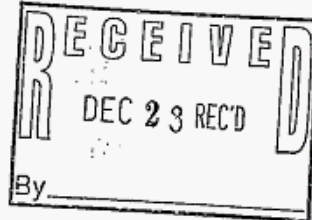
000000049782832000000000239451 000000 0100120150000002146924

SERVICE LOCATION: 850 POWELL ST.
 DAYS OF SERVICE:
 MONTHLY RATE 2394.51

KEEP THIS PORTION FOR YOUR RECORDS
 BILLING QUESTIONS CALL: 415-626-4000

Billing No. 49782832 Account No. 010214692

| DATE | DESCRIPTION OF BILLING CHARGES | AMOUNT |
|------------|---------------------------------|-----------|
| 12/14/2015 | PREVIOUS BALANCE | 2669.19 |
| | ACH DEBIT 12/14/2015 | (2669.19) |
| | DWELLING UNIT @ \$5.16 EACH DEC | 206.40 |
| | ELEVATION CHARGE DEC | 679.88 |
| 12/31/2015 | 3-96 GAL TRASH-5dys/wk DEC | 1165.50 |
| 12/31/2015 | KEY DEC | 68.45 |
| 12/31/2015 | 4-96 GAL RECYCLE-5dys/wk DEC | 1554.00 |
| 12/31/2015 | 1-64 GAL COMPOST-2dys/wk DEC | 103.60 |
| | DIVERSION DISCOUNT DEC | (1383.32) |
| | DIVERSION DISCOUNT 49% | 2394.51 |



ENTERED
 37457

NOR043 NNGEHG PROD.NOR043.NNGEHG.NOR043.RTP 445 / 445

Recology Golden Gate
 250 Executive Park Blvd.
 Suite 2100

FROM DATE: 12/01/2015 TO DATE: 12/31/2015
 BILLING QUESTIONS CALL: 415-626-4000

VISIT US AT recologysf.com

00004

DEAR CUSTOMER, THIS PAYMENT WILL BE DEDUCTED FROM YOUR BANK ACCOUNT
 ON JAN 6, 2016 OR THE FIRST BUSINESS DAY THEREAFTER.

Printed on Recycled Paper

000000049782832000000000239451 000000 0100120150000002146924



Listed below is an explanation of the possible charges that may comprise your bill.

| | |
|---------------------------|--|
| Fixed Charge: | \$5.16 per month per dwelling unit. |
| Volume Charge: | \$25.90 per month per 32-gallons of service capacity collected once per week. Collection volume is charged equally for trash, recycling, and composting (together "refuse"). A diversion discount equal to the diversion volume percentage less 10% is then subtracted from the volume charge, up to a maximum discount of 75%. Diversion volume equals recycling and composting volume divided by total volume. |
| Additional Volume: | Additional service volume is charged proportional to the 32-gallon container rate. |
| Elevation: | No charge for collection less than 4 feet elevation change from street level. There is an elevation charge of 25% times the volume charge (before diversion discount) for weekly collection from elevation changes within each 8-foot increment thereafter. Elevation is from street level to each bin. |
| Distance: | No charge for collection less than 100 feet from the curb. There is a distance charge of 25% times the volume charge (before diversion discount) for weekly collection from any additional distance. Distance is from curb to each bin. |
| Key Use: | An additional charge of \$13.69 each time a key, key pad, combination lock, or other locking mechanism is used to enter or leave the premises or to open containers. |
| Trap Door: | An additional charge of 50% of applicable rate for entrance through a trap door. |
| Frequency: | For more than once-a-week weekday service, the rate charge will be multiplied by the number of collections per week. |
| Weekend Service: | Saturday service is allowed with 3-weekday service or 5-weekday service. Saturday service will be charged at 175% of the applicable base rate for once a week service. For 7-day service, the Saturday service will be charged at 175% and the Sunday service will be charged at 275% of the applicable base rate for once a week service. Saturday and Sunday rates are additional to the weekday charges. |

Contaminated recycling and composting bins may be charged as trash. Trash with excessive recyclables or compostables may be charged a 50% processing fee.

By City ordinance, all refuse must be in containers with the lids completely closed or comply with recycling setout requirements.

A \$20 administrative fee will be charged to open a service account.

Credits or adjustments to bills will not exceed 30 days from the time of notification by the customer.

Please call prior to the last day of collection service to close an account. Credit for closed accounts will not be provided for billings more than thirty days prior to the date of notification of account closure.

PREVIOUS BALANCE NOT PAID WITHIN (15) DAYS MAY RESULT IN LIEN PROCEDURE BY THE SAN FRANCISCO HEALTH DEPARTMENT - ORDINANCE NUMBER 47-83.

RETURNED CHECKS: MINIMUM CHARGE OF \$25.00 FOR CHECKS RETURNED UNPAID BY THE MAKER'S BANK.

E-bill customers will be credited for \$1 for each bill received and paid electronically.

We are not responsible for loss of articles placed in or near refuse containers.

We are not responsible for lost pets.

Customers are responsible for damaged carts and containers beyond normal wear and tear. Customers are responsible to report missing carts and sign the related form; customers are responsible for excessive missing carts. Container cleaning service is available with additional charges.

Debris box hauling and other specialized clean up services are available.

Collection Services: For questions regarding refuse service, call or visit our websites at:
Recology Sunset Scavenger 415-330-1300 www.recologysf.com
Recology Golden Gate 415-626-4000 www.recologysf.com

The rates for collection of refuse are fixed pursuant to initiative ordinance. Disputes as to rates should be made to the DEPARTMENT OF PUBLIC HEALTH, telephone number 415-252-3872.



ENERGY STATEMENT

www.pge.com/MyEnergy

Account No: 0380773342-7
Statement Date: 01/08/2016
Due Date: 01/25/2016

Service For:

FRANCESCA ASSN INC
850 POWELL ST
SAN FRANCISCO, CA 94108

Questions about your bill?

24 hours, 7 days/wk 1-800-468-4743
Business Specialist available:
Mon-Sat: 7am to 9pm
www.pge.com/MyEnergy

Local Office Address

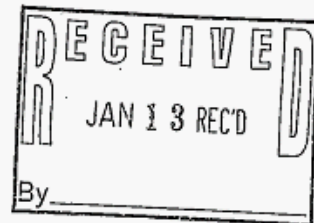
2225 FOLSOM ST
SAN FRANCISCO, CA 94110

Your Account Summary

| | |
|--|---------|
| Amount Due on Previous Statement | \$49.90 |
| Payment(s) Received Since Last Statement | -49.90 |
| Previous Unpaid Balance | \$0.00 |
| Current Electric Charges | \$43.85 |

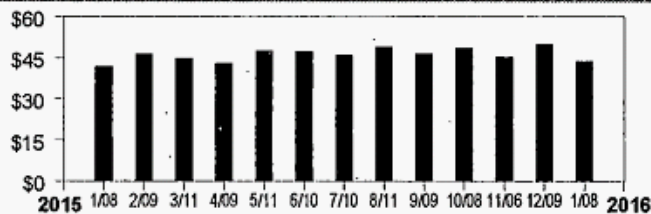
Automatic Payment Service (APS)
to be applied 01/22/2016

\$43.85



Electric Monthly Billing History

Daily Usage Comparison



| 1 Year Ago Period | Last Period | Current Period |
|-------------------|-------------|----------------|
| 1.24 | 1.60 | 1.27 |

Electric kWh / Day

Visit www.pge.com/MyEnergy for a detailed bill comparison

No payment is due. Please retain for your records. Thank you.

9990038077334270000004385000000000



| | | | |
|---------------------|-------------------|----------------|--------------------|
| Account Number: | Due Date: | APS Amount: | APS to be applied: |
| 0380773342-7 | 01/25/2016 | \$43.85 | 01/22/2016 |

656090049606 01 AT 0.413 216 9208 4



FRANCESCA ASSN INC
665 3RD ST STE 408
C/O CANYON PACIFIC MANAGEMENT
SAN FRANCISCO, CA 94107-1968

PG&E
BOX 997300
SACRAMENTO, CA 95899-7300



ENERGY STATEMENT

www.pge.com/MyEnergy

Account No: 0380773342-7
Statement Date: 01/08/2016
Due Date: 01/25/2016

Important Phone Numbers - 24 hours per day, 7 days per week

Customer Service (All Languages; Relay Calls Accepted) 1-800-743-5000
TDD/TTY (Speech/Hearing Impaired) 1-800-652-4712

| | | | |
|--|----------------|---------------------------------------|----------------|
| Servicio al Cliente en Español (Spanish) | 1-800-660-6789 | Dịch vụ khách tiếng Việt (Vietnamese) | 1-800-298-8438 |
| 華語客戶服務 (Chinese) | 1-800-893-9555 | Business Customer Service | 1-800-468-4743 |

Rules and rates

You may be eligible for a lower rate. Find out about optional rates or view a complete list of rules and rates, visit www.pge.com or call 1-800-743-5000.

If you believe there is an error on your bill, please call 1-800-743-5000 to speak with a representative. If you are not satisfied with our response, contact the California Public Utilities Commission (CPUC), Consumer Affairs Branch, 505 Van Ness Avenue, San Francisco, CA 94102, 1-800-649-7570 or 415-703-2032 (TDD/TTY).

To avoid having service turned off while you wait for a CPUC decision, enclose a deposit check (payable to the CPUC) for the disputed amount and a description of the dispute. The CPUC will only accept deposits for matters that relate directly to billing accuracy. If it is not possible for you to pay your deposit, you must advise the CPUC. PG&E can not turn off your service for nonpayment while it is under review by the CPUC, however, you must continue to pay your current charges to keep your service turned on.

If you are not able to pay your bill, call PG&E to discuss how we can help. You may qualify for reduced rates under PG&E's CARE program or other special programs and agencies may be available to assist you. You may qualify for PG&E's Energy Savings Assistance Program which is an energy efficiency program for income-qualified residential customers.

Important definitions

Rotating outage blocks are subject to change without advance notice due to operational conditions.

Demand charge: Many non-residential rates include a demand charge. Demand is a measurement of the highest usage of electricity in any single fifteen (or sometimes five) minute period during a monthly billing cycle. Demand is measured in kilowatts (or kW). High demand is usually associated with equipment start-up. By spreading equipment start-ups over a longer period of time, you may be able to lower demand and reduce your demand charges.

Time-of-use electric prices are higher on weekday afternoons and lower at other times of the day. The price you pay also changes by season. Prices are higher in the summer and lower in the winter.

DWR bond charge: Recovers the cost of bonds issued by the Department of Water Resources (DWR) to purchase power to serve electric customers during the California energy crisis. DWR bond charges are collected on behalf of DWR and do not belong to PG&E.

DWR power charge: Included in generation charges. In 2016, DWR will return \$38,141,051 to bundled service customers which offsets other generation charges in this bill.

Power Charge Indifference Adjustment (PCIA): Ensures that non-exempt customers under PG&E's GT and ECR rate schedules or who purchase electricity (generation) from non-PG&E suppliers pay their share of generation costs.

Gas Public Purpose Program (PPP) Surcharge. Used to fund state-mandated gas assistance programs for low-income customers, energy efficiency programs, and public-interest research and development.

Visit www.pge.com/billexplanation for more definitions. To view most recent bill inserts including legal or mandated notices, visit www.pge.com/billinserts.

Your Electric Charges Breakdown

| | |
|--------------------------------------|----------------|
| Generation | \$2.98 |
| Transmission | 0.58 |
| Distribution | 36.54 |
| Electric Public Purpose Programs | 0.54 |
| Nuclear Decommissioning | 0.03 |
| DWR Bond Charge | 0.20 |
| Competition Transition Charges (CTC) | 0.05 |
| Energy Cost Recovery Amount | -0.14 |
| Taxes and Other | 3.07 |
| Total Electric Charges | \$43.85 |

"PG&E" refers to Pacific Gas and Electric Company, a subsidiary of PG&E Corporation. © 2016 Pacific Gas and Electric Company. All rights reserved.

Please do not mark in box. For system use only.

Update My Information (English Only)

Please allow 1-2 billing cycles for changes to take effect

Account Number: 0380773342-7

Change my mailing address to: _____

City _____ State _____ ZIP code _____

Primary Phone _____ Primary Email _____

Ways To Pay

- **Online at www.pge.com/waystopay**
- **PG&E's Mobile Bill Pay**
- **By mail:** Send your payment along with this payment stub in the envelope provided.
- **By debit card, Visa, Mastercard or Discover:** Call 1-877-704-8470 at any time. (Our independent service provider charges a fee for each transaction.)
- **At a PG&E payment center or local office:** To find a payment center or local office near you, please visit www.pge.com or call 1-800-743-5000.
- Please bring a copy of your bill with you.



ENERGY STATEMENT

www.pge.com/MyEnergy

Account No: 0380773342-7

Statement Date: 01/08/2016

Due Date: 01/25/2016

Details of Electric Charges

12/10/2015 - 01/08/2016 (30 billing days)

Service For: 850 POWELL ST

Service Agreement ID: 0380773005 SERV ELEV

Rate Schedule: A15 Direct-Current General Service

Service Information

| | |
|-----------------------|---------------|
| Meter # | 211381 |
| Current Meter Reading | 6,903 |
| Prior Meter Reading | 6,865 |
| Total Usage | 38.000000 kWh |
| Serial | N |
| Rotating Outage Block | 50 |

Additional Messages

California Climate Credit— Part of California's efforts to fight climate change, the credit results from fees charged by the state to reduce carbon pollution and increase use of cleaner forms of energy. These fees are returned to customers as savings on their electric bill. Households will receive the credit twice a year, and small businesses will receive it monthly. Learn how you can use these savings to further reduce your energy costs and help fight climate change at EnergyUpgradeCA.org/credit.

12/10/2015 - 12/31/2015

| | | |
|---|---------------------------|--------|
| Customer Charge | 22 days @ \$0.32854 | \$7.23 |
| Facility Charge | 22 days @ \$0.82136 | 18.07 |
| Energy Charges | 27.866670 kWh @ \$0.16246 | 4.53 |
| California Climate Credit | | -0.08 |
| Energy Commission Tax | | 0.01 |
| San Francisco Utility Users' Tax (7.500%) | | 2.23 |

01/01/2016 - 01/08/2016

| | | |
|---|---------------------------|--------|
| Customer Charge | 8 days @ \$0.32854 | \$2.63 |
| Facility Charge | 8 days @ \$0.82136 | 6.57 |
| Energy Charges | 10.133330 kWh @ \$0.18335 | 1.86 |
| California Climate Credit | | -0.03 |
| San Francisco Utility Users' Tax (7.500%) | | 0.83 |

Total Electric Charges \$43.85







ENERGY STATEMENT

www.pge.com/MyEnergy

Account No: 1005773302-3

Statement Date: 01/08/2016

Due Date: 01/25/2016

Service For:

FRANCESCA ASSN INC
850 POWELL ST
SAN FRANCISCO, CA 94108

Your Account Summary

| | |
|--|------------|
| Amount Due on Previous Statement | \$1,882.74 |
| Payment(s) Received Since Last Statement | -1,882.74 |
| Previous Unpaid Balance | \$0.00 |
| Current Electric Charges | \$1,841.19 |

Questions about your bill?

24 hours, 7 days/wk 1-800-468-4743
Business Specialist available:
Mon-Sat: 7am to 9pm
www.pge.com/MyEnergy

**Automatic Payment Service (APS)
to be applied 01/22/2016**

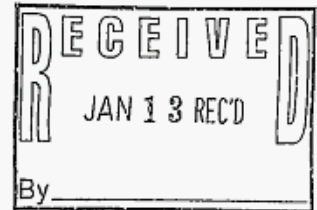
\$1,841.19

Local Office Address

2225 FOLSOM ST
SAN FRANCISCO, CA 94110

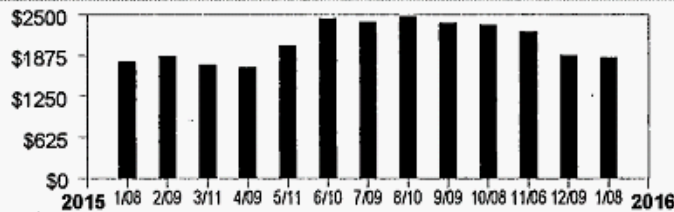
Your Enrolled Programs

Peak Day Pricing Plan



Electric Monthly Billing History

Daily Usage Comparison



| 1 Year Ago Period | Last Period | Current Period |
|-------------------|-------------|----------------|
| 437.75 | 435.48 | 451.97 |

Electric kWh / Day

Visit www.pge.com/MyEnergy for a detailed bill comparison

No payment is due. Please retain for your records. Thank you.

9990100577330230000184119000000000



| | | | |
|--|--------------------------------|----------------------------------|---|
| Account Number: 1005773302-3 | Due Date: 01/25/2016 | APS Amount: \$1,841.19 | APS to be applied: 01/22/2016 |
|--|--------------------------------|----------------------------------|---|

656090049608 01 AT 0.413 216 9210 4



FRANCESCA ASSN INC
665 3RD ST STE 408
C/O CANYON PACIFIC MANAGEMENT
SAN FRANCISCO, CA 94107-1968

PG&E
BOX 997300
SACRAMENTO, CA 95899-7300





ENERGY STATEMENT

www.pge.com/MyEnergy

Account No: 1005773302-3

Statement Date: 01/08/2016

Due Date: 01/25/2016

Important Phone Numbers - 24 hours per day, 7 days per week

Customer Service (All Languages; Relay Calls Accepted) 1-800-743-5000

TDD/TTY (Speech/Hearing Impaired) 1-800-652-4712

Servicio al Cliente en Español (Spanish) 1-800-660-6789
華語客戶服務 (Chinese) 1-800-893-9555

Dịch vụ khách tiếng Việt (Vietnamese) 1-800-298-8438
Business Customer Service 1-800-468-4743

Rules and rates

You may be eligible for a lower rate. Find out about optional rates or view a complete list of rules and rates, visit www.pge.com or call 1-800-743-5000.

If you believe there is an error on your bill, please call 1-800-743-5000 to speak with a representative. If you are not satisfied with our response, contact the California Public Utilities Commission (CPUC), Consumer Affairs Branch, 505 Van Ness Avenue, San Francisco, CA 94102, 1-800-649-7570 or 415-703-2032 (TDD/TTY).

To avoid having service turned off while you wait for a CPUC decision, enclose a deposit check (payable to the CPUC) for the disputed amount and a description of the dispute. The CPUC will only accept deposits for matters that relate directly to billing accuracy. If it is not possible for you to pay your deposit, you must advise the CPUC. PG&E can not turn off your service for nonpayment while it is under review by the CPUC, however, you must continue to pay your current charges to keep your service turned on.

If you are not able to pay your bill, call PG&E to discuss how we can help. You may qualify for reduced rates under PG&E's CARE program or other special programs and agencies may be available to assist you. You may qualify for PG&E's Energy Savings Assistance Program which is an energy efficiency program for income-qualified residential customers.

Important definitions

Rotating outage blocks are subject to change without advance notice due to operational conditions.

Demand charge: Many non-residential rates include a demand charge. Demand is a measurement of the highest usage of electricity in any single fifteen (or sometimes five) minute period during a monthly billing cycle. Demand is measured in kilowatts (or kW). High demand is usually associated with equipment start-up. By spreading equipment start-ups over a longer period of time, you may be able to lower demand and reduce your demand charges.

Time-of-use electric prices are higher on weekday afternoons and lower at other times of the day. The price you pay also changes by season. Prices are higher in the summer and lower in the winter.

DWR bond charge: Recovers the cost of bonds issued by the Department of Water Resources (DWR) to purchase power to serve electric customers during the California energy crisis. DWR bond charges are collected on behalf of DWR and do not belong to PG&E.

DWR power charge: Included in generation charges. In 2016, DWR will return \$38,141,051 to bundled service customers which offsets other generation charges in this bill.

Power Charge Indifference Adjustment (PCIA): Ensures that non-exempt customers under PG&E's GT and ECR rate schedules or who purchase electricity (generation) from non-PG&E suppliers pay their share of generation costs.

Gas Public Purpose Program (PPP) Surcharge. Used to fund state-mandated gas assistance programs for low-income customers, energy efficiency programs, and public-interest research and development.

Visit www.pge.com/billexplication for more definitions. To view most recent bill inserts including legal or mandated notices, visit www.pge.com/billinserts.

Your Electric Charges Breakdown

| | |
|--------------------------------------|-------------------|
| Generation | \$953.15 |
| Transmission | 136.11 |
| Distribution | 414.86 |
| Electric Public Purpose Programs | 162.28 |
| Nuclear Decommissioning | 10.76 |
| DWR Bond Charge | 71.74 |
| Competition Transition Charges (CTC) | 12.53 |
| Energy Cost Recovery Amount | -52.35 |
| Taxes and Other | 132.11 |
| Total Electric Charges | \$1,841.19 |

"PG&E" refers to Pacific Gas and Electric Company, a subsidiary of PG&E Corporation. © 2016 Pacific Gas and Electric Company. All rights reserved.

Please do not mark in box. For system use only.

Update My Information (English Only)

Please allow 1-2 billing cycles for changes to take effect

Account Number: 1005773302-3

Change my mailing address to: _____

City _____ State _____ ZIP code _____

Primary Phone _____ Primary Email _____

Ways To Pay

- **Online at www.pge.com/waystopay**
- **PG&E's Mobile Bill Pay**
- **By mail:** Send your payment along with this payment stub in the envelope provided.
- **By debit card, Visa, Mastercard or Discover:** Call 1-877-704-8470 at any time. (Our independent service provider charges a fee for each transaction.)
- **At a PG&E payment center or local office:** To find a payment center or local office near you, please visit www.pge.com or call 1-800-743-5000. Please bring a copy of your bill with you.



ENERGY STATEMENT

www.pge.com/MyEnergy

Account No: 1005773302-3

Statement Date: 01/08/2016

Due Date: 01/25/2016

Details of Electric Charges

12/09/2015 - 01/07/2016 (30 billing days)

Service For: 850 POWELL ST
Service Agreement ID: 1005773077 HSE & ELEVATOR
Rate Schedule: E19S Medium General Demand-Metered TOU Service
Enrolled Programs: Peak Day Pricing Plan

Service Information

Meter # 1008832119
Total Usage 13,559.025600 kWh
Serial N
Rotating Outage Block 50

12/09/2015 - 12/31/2015

| | | |
|---|------------------------------|----------|
| Customer Charge | 23 days @ \$4.59959 | \$105.79 |
| Demand Charge ¹ | | |
| Max Part Peak | 24.789600 kW @ \$0.24000 | 4.56 |
| Max Demand | 24.789600 kW @ \$14.38000 | 273.30 |
| Energy Charges | | |
| Part Peak | 4,126.813200 kWh @ \$0.10185 | 420.32 |
| Off Peak | 6,248.503800 kWh @ \$0.07797 | 487.20 |
| Energy Commission Tax | | 3.01 |
| San Francisco Utility Users' Tax (7.500%) | | 96.84 |

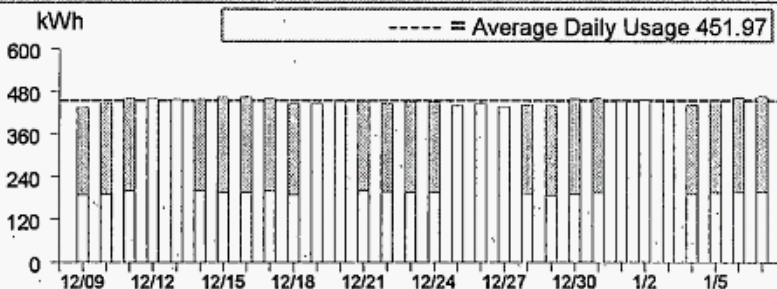
01/01/2016 - 01/07/2016

| | | |
|---|------------------------------|---------|
| Customer Charge | 7 days @ \$4.59959 | \$32.20 |
| Demand Charge ¹ | | |
| Max Part Peak | 25.308000 kW @ \$0.13000 | 0.77 |
| Max Demand | 25.308000 kW @ \$15.86000 | 93.66 |
| Energy Charges | | |
| Part Peak | 1,044.264600 kWh @ \$0.10122 | 105.70 |
| Off Peak | 2,139.444000 kWh @ \$0.08674 | 185.58 |
| Energy Commission Tax | | 0.92 |
| San Francisco Utility Users' Tax (7.500%) | | 31.34 |

Total Electric Charges \$1,841.19

¹ Demand charges are prorated for the number of days in each rate period

Electric Usage This Period: 13,559.025600 kWh, 30 billing days



| | Usage | Energy Charges |
|--------------------------|--------|----------------|
| ■ Peak ¹ | 0.00% | \$0.00 |
| ■ Part Peak ² | 38.14% | \$526.02 |
| □ Off Peak ³ | 61.86% | \$672.78 |

¹Peak: 5/1-10/31 12:00pm-6:00pm, M-F (except Holidays);
²Part Peak: 5/1-10/31 8:30am-12:00pm, 6:00pm-9:30pm, M-F (except Holidays); 11/1-4/30 8:30am-9:30pm, M-F (except Holidays);
³Off Peak: Year Round 9:30pm - 8:30am, M-F (except Holidays); Sat-Sun; Holidays



Visit www.pge.com/MyEnergy for a detailed bill comparison.



ENERGY STATEMENT

www.pge.com/MyEnergy

Account No: 9911996657-2

Statement Date: 01/09/2016

Due Date: 02/01/2016

Service For:

FRANCESCA CONDOMINIUM
850 POWELL ST
SAN FRANCISCO, CA 94108

Questions about your bill?

24 hours per day, 7 days per week
Phone: 1-800-743-5000
www.pge.com/MyEnergy

Local Office Address

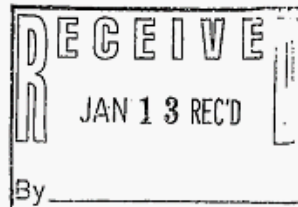
2225 FOLSOM ST
SAN FRANCISCO, CA 94110

Your Account Summary

| | |
|--|--------|
| Amount Due on Previous Statement | \$3.24 |
| Payment(s) Received Since Last Statement | -3.24 |
| Previous Unpaid Balance | \$0.00 |
| Current Electric Charges | \$9.86 |

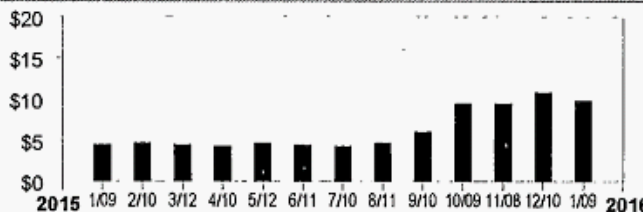
Automatic Payment Service (APS)
to be applied 01/25/2016

\$9.86



Electric Monthly Billing History

Daily Usage Comparison



| 1 Year Ago | Last Period | Current Period |
|------------|-------------|----------------|
| N/A | N/A | N/A |

Electric kWh / Day

Visit www.pge.com/MyEnergy for a detailed bill comparison

No payment is due. Please retain for your records. Thank you.

99909911996657200000009860000000000



| | | | |
|--|--------------------------------|------------------------------|---|
| Account Number: 9911996657-2 | Due Date: 02/01/2016 | APS Amount: \$9.86 | APS to be applied: 01/25/2016 |
|--|--------------------------------|------------------------------|---|

656590042795 01 AT 0.413 184 6997 4

 FRANCESCA CONDOMINIUM
 665 3RD ST STE 408
 SAN FRANCISCO, CA 94107-1968

PG&E
BOX 997300
SACRAMENTO, CA 95899-7300





ENERGY STATEMENT

www.pge.com/MyEnergy

ACCOUNT NO: 9911996657 -2

Statement Date: 01/09/2016

Due Date: 02/01/2016

Important Phone Numbers - 24 hours per day, 7 days per week

Customer Service (All Languages; Relay Calls Accepted) 1-800-743-5000

TDD/TTY (Speech/Hearing Impaired) 1-800-652-4712

Servicio al Cliente en Español (Spanish) 1-800-660-6789
華語客戶服務 (Chinese) 1-800-893-9555

Dịch vụ khách tiếng Việt (Vietnamese) 1-800-298-8438
Business Customer Service 1-800-468-4743

Rules and rates

You may be eligible for a lower rate. To learn more about optional rates or view a complete list of rules and rates, visit www.pge.com or call 1-800-743-5000.

If you believe there is an error on your bill, please call 1-800-743-5000 to speak with a representative. If you are not satisfied with our response, contact the California Public Utilities Commission (CPUC), Consumer Affairs Branch, 505 Van Ness Avenue, San Francisco, CA 94102, 1-800-649-7570 or 415-703-2032 (TDD/TTY).

To avoid having service turned off while you wait for a CPUC decision, enclose a deposit check (payable to the CPUC) for the disputed amount and a description of the dispute. The CPUC will only accept deposits for matters that relate directly to billing accuracy. If it is not possible for you to pay your deposit, you must advise the CPUC. PG&E can not turn off your service for nonpayment while it is under review by the CPUC, however, you must continue to pay your current charges to keep your service turned on.

If you are not able to pay your bill, call PG&E to discuss how we can help. You may qualify for reduced rates under PG&E's CARE program or other special programs and agencies may be available to assist you. You may qualify for PG&E's Energy Savings Assistance Program which is an energy efficiency program for income-qualified residential customers.

Important definitions

Rotating outage blocks are subject to change without advance notice due to operational conditions.

Tier 1 (Baseline) allowance: All residential customers are given a Tier 1 allowance - a CPUC approved percentage of average customer usage during summer and winter months. Your Tier 1 allowance provides for basic needs at an affordable price and encourages conservation. Your allowance is assigned based on the climate where you live (baseline territory), the season and your heat source. As you use more energy, you pay more for each tier of usage.

| Electric Tier | % of Baseline |
|---------------|---------------|
| 1 | 0% - 100% |
| 2 | 101% - 130% |
| 3 | 131% - 200% |
| 4 | > 200% |
| Gas Tier | % of Baseline |
| 1 | 0% - 100% |
| 2 | > 100% |

DWR bond charge: Recovers the cost of bonds issued by the Department of Water Resources (DWR) to purchase power to serve electric customers during the California energy crisis. DWR bond charges are collected on behalf of DWR and do not belong to PG&E.

DWR power charge: Included in generation charges. In 2016, DWR will return \$38,141,051 to bundled service customers which offsets other generation charges in this bill.

Power Charge Indifference Adjustment (PCIA): Ensures that non-exempt customers under PG&E's GT and ECR rate schedules or who purchase electricity (generation) from non-PG&E suppliers pay their share of generation costs.

Gas Public Purpose Program (PPP) Surcharge. Used to fund state-mandated gas assistance programs for low-income customers, energy efficiency programs, and public-interest research and development.

Visit www.pge.com/billexplanation for more definitions. To view most recent bill inserts including legal or mandated notices, visit www.pge.com/billinserts.

Your Electric Charges Breakdown

| | |
|----------------------------------|---------------|
| Generation | \$1.57 |
| Distribution | 7.92 |
| Electric Public Purpose Programs | 0.35 |
| Nuclear Decommissioning | 0.02 |
| Total Electric Charges | \$9.86 |

"PG&E" refers to Pacific Gas and Electric Company, a subsidiary of PG&E Corporation. © 2016 Pacific Gas and Electric Company. All rights reserved.

Please do not mark in box. For system use only.

Update My Information (English Only)

Please allow 1-2 billing cycles for changes to take effect

Account Number: 9911996657-2

Change my mailing address to: _____

City _____ State _____ ZIP code _____

Primary Phone _____ Primary Email _____

Phone _____ Email _____

Ways To Pay

- Online at www.pge.com/waystopay
- PG&E's Mobile Bill Pay
- By mail: Send your payment along with this payment stub in the envelope provided.
- By debit card, Visa, Mastercard or Discover: Call 1-877-704-8470 at any time. (Our independent service provider charges a fee for each transaction.)
- At a PG&E payment center or local office: To find a payment center or local office near you, please visit www.pge.com or call 1-800-743-5000. Please bring a copy of your bill with you.



ENERGY STATEMENT

www.pge.com/MyEnergy

Account No: 9911996657-2

Statement Date: 01/09/2016

Due Date: 02/01/2016

Details of Electric Charges

12/10/2015 - 01/08/2016 (30 billing days)

Service For: 850 POWELL ST

Service Agreement ID: 9911996005 FIRE PUMP

Rate Schedule: E1 TB Residential Service

| | | | | | |
|-------------------------|-----------------|---|---|---|---|
| 12/10/2015 - 12/31/2015 | Your Tier Usage | 1 | 2 | 3 | 4 |
|-------------------------|-----------------|---|---|---|---|

Minimum Charge¹ 22 days @ \$0.32854 \$7.23

| | | | | | |
|-------------------------|-----------------|---|---|---|---|
| 01/01/2016 - 01/08/2016 | Your Tier Usage | 1 | 2 | 3 | 4 |
|-------------------------|-----------------|---|---|---|---|

Minimum Charge¹ 8 days @ \$0.32854 \$2.63

Total Electric Charges \$9.86

¹ Minimum daily charge set by the CPUC

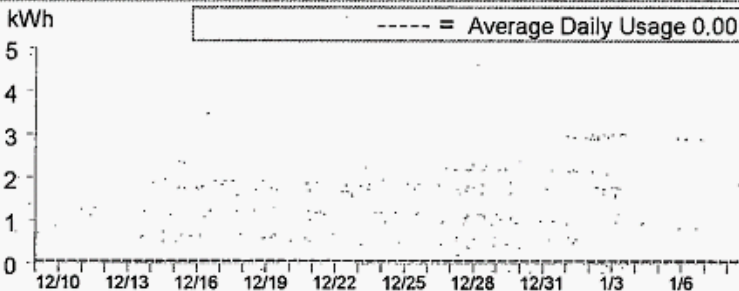
Service Information

| | |
|-----------------------|--------------|
| Meter # | 1009947512 |
| Current Meter Reading | 0 |
| Prior Meter Reading | 0 |
| Difference | 0 |
| Meter Constant | 80.000000 |
| Total Usage | 0.000000 kWh |
| Baseline Territory | T |
| Heat Source | Not Electric |
| Serial | N |
| Rotating Outage Block | 50 |

Additional Messages

Minimum Charge Increase: Effective 09/01/15. The minimum charge is set by the CPUC approved tariff and reflects a portion of PG&E fixed costs of service including general infrastructure, meter data processing and bill calculation.

Electric Usage This Period: 0.000000 kWh, 30 billing days



Visit www.pge.com/MyEnergy for a detailed bill comparison.





ENERGY STATEMENT

www.pge.com/MyEnergy

Account No: 3536958474-9

Statement Date: 01/14/2016

Due Date: 02/04/2016

Service For:

FRANCESCA ASSOCIATION
850 POWELL ST
SAN FRANCISCO, CA 94108

Questions about your bill?

24 hours per day, 7 days per week
Phone: 1-800-743-5000
www.pge.com/MyEnergy

Local Office Address

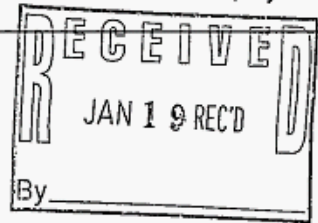
2225 FOLSOM ST
SAN FRANCISCO, CA 94110

Your Account Summary

| | |
|---|------------|
| Amount Due on Previous Statement | \$4,730.21 |
| Payment(s) Received Since Last Statement | -4,730.21 |
| Previous Unpaid Balance | \$0.00 |
| Current PG&E Gas Delivery Charges | \$4,117.15 |
| COMMERCIAL ENERGY OF CALIFORNIA Gas Procurement Charges | 1,625.90 |

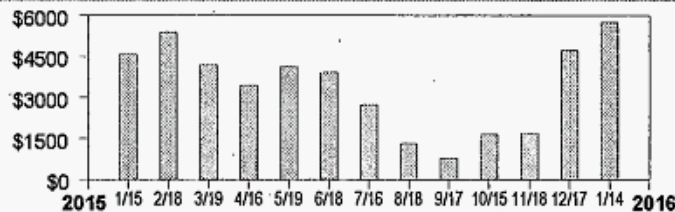
Automatic Payment Service (APS)
to be applied 01/28/2016

\$5,743.05



Gas Monthly Billing History

Daily Usage Comparison



| 1 Year Ago Period | Last Period | Current Period |
|-------------------|-------------|----------------|
| 101.66 | 92.69 | 118.33 |
| Gas Therms / Day | | |

Visit www.pge.com/MyEnergy for a detailed bill comparison

Important Messages

Find Ways to Save. The combination of colder weather, more time indoors and fewer daylight hours can increase your energy costs. For energy savings tips, visit www.pge.com/saveenergymoney.

No payment is due. Please retain for your records. Thank you.

9990353695847490000574305000000000



| | | | |
|--|--------------------------------|----------------------------------|---|
| Account Number: 3536958474-9 | Due Date: 02/04/2016 | APS Amount: \$5,743.05 | APS to be applied: 01/28/2016 |
|--|--------------------------------|----------------------------------|---|

660510052213 01 AT 0.413 240 11660 5

 FRANCESCA ASSOCIATION
 665 3RD ST STE 408
 C/O CANYON PACIFIC MANAGEMENT
 SAN FRANCISCO, CA 94107-1968

PG&E
BOX 997300
SACRAMENTO, CA 95899-7300





ENERGY STATEMENT

www.pge.com/MyEnergy

Account No: 35369584/4-9

Statement Date: 01/14/2016

Due Date: 02/04/2016

Important Phone Numbers - 24 hours per day, 7 days per week

Customer Service (All Languages; Relay Calls Accepted) 1-800-743-5000

TDD/TTY (Speech/Hearing Impaired) 1-800-652-4712

Servicio al Cliente en Español (Spanish) 1-800-660-6789

華語客戶服務 (Chinese) 1-800-893-9555

Dịch vụ khách tiếng Việt (Vietnamese) 1-800-298-8438

Business Customer Service 1-800-468-4743

Rules and rates

You may be eligible for a lower rate. To learn more about optional rates or view a complete list of rules and rates, visit www.pge.com or call 1-800-743-5000.

If you believe there is an error on your bill, please call 1-800-743-5000 to speak with a representative. If you are not satisfied with our response, contact the California Public Utilities Commission (CPUC), Consumer Affairs Branch, 505 Van Ness Avenue, San Francisco, CA 94102, 1-800-649-7570 or 415-703-2032 (TDD/TTY).

To avoid having service turned off while you wait for a CPUC decision, enclose a deposit check (payable to the CPUC) for the disputed amount and a description of the dispute. The CPUC will only accept deposits for matters that relate directly to billing accuracy. If it is not possible for you to pay your deposit, you must advise the CPUC. PG&E can not turn off your service for nonpayment while it is under review by the CPUC, however, you must continue to pay your current charges to keep your service turned on.

If you are not able to pay your bill, call PG&E to discuss how we can help. You may qualify for reduced rates under PG&E's CARE program or other special programs and agencies may be available to assist you. You may qualify for PG&E's Energy Savings Assistance Program which is an energy efficiency program for income-qualified residential customers.

DWR bond charge: Recovers the cost of bonds issued by the Department of Water Resources (DWR) to purchase power to serve electric customers during the California energy crisis. DWR bond charges are collected on behalf of DWR and do not belong to PG&E.

DWR power charge: Included in generation charges. In 2016, DWR will return \$38,141,051 to bundled service customers which offsets other generation charges in this bill.

Power Charge Indifference Adjustment (PCIA): Ensures that non-exempt customers under PG&E's GT and ECR rate schedules or who purchase electricity (generation) from non-PG&E suppliers pay their share of generation costs.

Gas Public Purpose Program (PPP) Surcharge. Used to fund state-mandated gas assistance programs for low-income customers, energy efficiency programs, and public-interest research and development.

Visit www.pge.com/billexplanation for more definitions. To view most recent bill inserts including legal or mandated notices, visit www.pge.com/billinserts.

Important definitions

Rotating outage blocks are subject to change without advance notice due to operational conditions.

Tier 1 (Baseline) allowance: All residential customers are given a Tier 1 allowance - a CPUC approved percentage of average customer usage during summer and winter months. Your Tier 1 allowance provides for basic needs at an affordable price and encourages conservation. Your allowance is assigned based on the climate where you live (baseline territory), the season and your heat source. As you use more energy, you pay more for each tier of usage.

| Electric Tier | % of Baseline |
|---------------|---------------|
| 1 | 0% - 100% |
| 2 | 101% - 130% |
| 3 | 131% - 200% |
| 4 | > 200% |
| Gas Tier | % of Baseline |
| 1 | 0% - 100% |
| 2 | > 100% |

"PG&E" refers to Pacific Gas and Electric Company, a subsidiary of PG&E Corporation. © 2016 Pacific Gas and Electric Company. All rights reserved.

Please do not mark in box. For system use only.



Update My Information (English Only)

Please allow 1-2 billing cycles for changes to take effect

Account Number: 3536958474-9

Change my mailing address to: _____

City _____ State _____ ZIP code _____

Primary Phone _____ Primary Email _____

Ways To Pay

- **Online at www.pge.com/waystopay**
- **PG&E's Mobile Bill Pay**
- **By mail:** Send your payment along with this payment stub in the envelope provided.
- **By debit card, Visa, Mastercard or Discover:** Call 1-877-704-8470 at any time. (Our independent service provider charges a fee for each transaction.)
- **At a PG&E payment center or local office:** To find a payment center or local office near you, please visit www.pge.com or call 1-800-743-5000. Please bring a copy of your bill with you.



ENERGY STATEMENT

www.pge.com/MyEnergy

Account No: 3536958474-9
Statement Date: 01/14/2016
Due Date: 02/04/2016

Details of PG&E Gas Delivery Charges

12/10/2015 - 01/08/2016 (30 billing days)

Service For: 850 POWELL ST
Service Agreement ID: 3536958005 G-BLR-40 APTS
Rate Schedule: GM T Master-Metered Multi-Family Service
Number of Dwelling Units: 40

12/10/2015 - 12/31/2015

| | | |
|-------------------------------------|---------------------------------|------------|
| Tier 1 Allowance | 985.60000 Therms | |
| Tier 1 Usage | 985.600000 Therms @ \$1.15419 | \$1,137.57 |
| Tier 2 Usage | 1,617.733333 Therms @ \$1.61003 | 2,604.60 |
| Gas Procurement Credit ¹ | | -1,026.91 |
| Franchise Fee Surcharge | | 8.51 |
| Gas PPP Surcharge (\$0.08989/Therm) | | 234.01 |

01/01/2016 - 01/08/2016

| | | |
|-------------------------------------|-------------------------------|----------|
| Tier 1 Allowance | 358.40000 Therms | |
| Tier 1 Usage | 358.400000 Therms @ \$1.20647 | \$432.40 |
| Tier 2 Usage | 588.266667 Therms @ \$1.69602 | 997.71 |
| Gas Procurement Credit ¹ | | -369.72 |
| Franchise Fee Surcharge | | 2.45 |
| Gas PPP Surcharge (\$0.10197/Therm) | | 96.53 |

Total PG&E Gas Delivery Charges \$4,117.15

¹ Credits you for the PG&E Gas Usage charge that otherwise would have been included in this rate

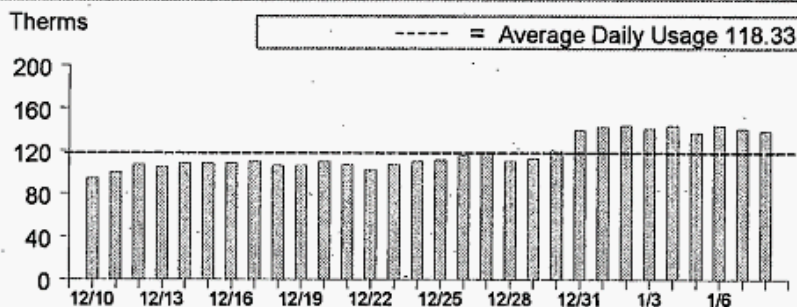
Service Information

| | |
|-----------------------|---------------------|
| Meter # | 60586652 |
| Current Meter Reading | 25,391 |
| Prior Meter Reading | 21,979 |
| Difference | 3,412 |
| Multiplier | 1.040382 |
| Total Usage | 3,550.000000 Therms |
| Baseline Territory | T |
| Serial | N |

Gas Procurement Costs (\$/Therm)

| | |
|-------------------------|-----------|
| 12/10/2015 - 12/31/2015 | \$0.39446 |
| 01/01/2016 - 01/08/2016 | \$0.39055 |

Gas Usage This Period: 3,550.000000 Therms, 30 billing days





ENERGY STATEMENT

www.pge.com/MyEnergy

Account No: 3536958474-9

Statement Date: 01/14/2016

Due Date: 02/04/2016

Details of COMMERCIAL ENERGY OF CALIFORNIA Gas Procurement Charges

12/09/2015 - 01/08/2016 (31 billing days)

Service For: 850 POWELL ST

Service Agreement ID: 3536958826 ESP Customer Number: 3536958005

12/09/2015 - 01/08/2016

Rate Schedule: PGGPG401

| | | |
|------------------------|---------------------------------|------------|
| Gas on the PG&E System | 2,603.333260 Therms @ \$0.45800 | \$1,192.32 |
| Gas on the PG&E System | 946.666740 Therms @ \$0.45800 | 433.58 |
| TOTAL NET CHARGES | | 1,625.90 |

Thank You For Your Business!

**Total COMMERCIAL ENERGY OF
CALIFORNIA Gas Procurement
Charges**

\$1,625.90

For questions regarding charges on this page,
please contact:

COMMERCIAL ENERGY OF CALIFORNIA
7677 OAKPORT ST STE 525
OAKLAND CA 94621
1-510-567-2700

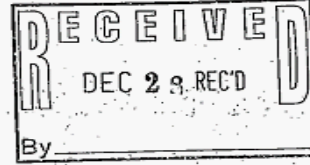


FRANCESCA ASSOC
665 3RD ST STE 408
SAN FRANCISCO CA 94107 - 1968

Page 1 of 3
Account Number 415 433-7608 539 5
Billing Date Dec 20, 2015

Web Site att.com

Monthly Statement



Bill-At-A-Glance

| | |
|-----------------------------------|-----------------|
| Previous Bill | 132.91 |
| Payment Received 12-15 Thank you! | 132.91 CR |
| Adjustments | .00 |
| Balance | .00 |
| Current Charges | 130.17 |
| Amount to be Debited | \$130.17 |
| Debiting Bank Account on | Jan 13, 2016 |

Billing Summary

| | |
|------------------------------|---------------|
| Online: att.com/myatt | Page |
| Plans and Services | 1 111.91 |
| 1 800 750-2355 | |
| AT&T Long Distance | 1 18.26 |
| 1 800 321-2000 | |
| Total Current Charges | 130.17 |

45/0 Tele

ENTERED
31279

News You Can Use Summary

- PREVENT DISCONNECT
 - CARRIER INFORMATION
 - THIRD-PARTY BLOCKING
 - RATE INCREASE
 - EXPRESS TICKETING
- See "News You Can Use" for additional information

Plans and Services

| | |
|--|---------------|
| Monthly Service - Dec 20 thru Jan 19 | |
| 1. Monthly Charges | 75.00 |
| Directory Assistance | |
| Local Directory Assistance | |
| 2. 1 Call(s) billed at \$2.29 each | 2.29 |
| Local Toll | |
| Charges for 415 433-7608 | |
| Directory Assistance Summary | |
| Local Directory Assistance | |
| 1 Call(s) placed | |
| 1 Call(s) billed at \$2.29 each | 2.29 |
| Surcharges and Other Fees | |
| 3. Federal Subscriber Line Charge | 11.22 |
| 4. Rate Surcharge | .94 CR |
| 5. State Regulatory Fee | .13 |
| 6. Federal Universal Service Fee | 2.38 |
| Total Surcharges and Other Fees | 12.79 |
| Government Fees and Taxes | |
| 7. CA High Cost Fund Surcharge - A | .27 |
| 8. CA High Cost Fund-B and CA Advanced Svc Fund | .35 |
| 9. California Teleconnect Fund Surcharge | .82 |
| 10. Universal Lifeline Telephone Service Surcharge | 4.20 |
| 11. CA Relay Service and Communications Devices Fund | .39 |
| 12. Local Government Fee | 6.02 |
| 13. 9-1-1 Emergency System | .54 |
| 14. Federal | 2.03 |
| 15. Local | 7.21 |
| Total Government Fees and Taxes | 21.83 |
| Total Plans and Services | 111.91 |

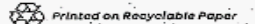
AT&T Long Distance

Important Information

Message Regarding Terms & Conditions:
To view your Terms & Conditions for AT&T Long Distance, access www.att.com/servicepublications or call AT&T at the toll free number on your bill.

Local Services provided by AT&T California or AT&T Nevada based upon the service address location.

GO GREEN - Enroll in paperless billing.



Your Bank Account Will be Debited on

Jan 13, 2016

Amount to Be Debited

\$130.17



Billing Date Dec 20, 2015

Account Number **415 433-7608 539 5**

FRANCESCA ASSOC
665 3RD ST STE 408
SAN FRANCISCO CA 94107 - 1968



AT&T Long Distance

Account Summary

| Description | |
|--------------------------------------|--------------|
| Charges for December | 18.26 |
| Total Account Summary Charges | 18.26 |

Invoice Summary

(as of DECEMBER 09, 2015)

Current Charges

| | |
|------------------------------|--------------|
| Service Charges | 15.00 |
| Credits and Adjustments | .00 |
| Call Charges | .00 |
| Surcharges and Other Fees | 1.28 |
| Government Fees and Taxes | 1.98 |
| Total Invoice Summary | 18.26 |

Service Charges

Monthly Service Charges

| Type of Service | Period | Qty | |
|--------------------------------------|------------------|-----|--------------|
| 1. BUS-BOT 250MIN II 1Y | DEC 07 to JAN 08 | 1 | 15.00 |
| Total Monthly Service Charges | | | 15.00 |

Total Service Charges

15.00

Call Charges - Nov 7th thru Dec 6th

Calls for 415-433-7608

Domestic

| Item | No. | Date | Time | Place Called | Number | Code | Min | |
|------|-----|-------|-------|--------------|--------------|------|------|-----|
| | 2. | 11-06 | 442P | NOVATO CA | 415 246-3649 | D | 1:03 | .00 |
| | 3. | 11-08 | 1132A | JERSEYCITYNJ | 201 716-9193 | D | :30 | .00 |
| | 4. | 11-08 | 710P | ALEXANDRIAVA | 703 408-0305 | D | :30 | .00 |
| | 5. | 11-13 | 133P | PALO ALTO CA | 650 324-8204 | D | :36 | .00 |
| | 6. | 11-13 | 541P | NOVATO CA | 415 246-3649 | D | 4:29 | .00 |
| | 7. | 11-15 | 1244P | DAVIS CA | 530 757-7500 | D | 1:08 | .00 |
| | 8. | 11-15 | 314P | DAVIS CA | 530 757-7500 | D | :30 | .00 |
| | 9. | 11-16 | 266P | PALO ALTO CA | 650 324-8204 | D | :38 | .00 |
| | 10. | 11-16 | 311P | JERSEYCITYNJ | 201 716-9193 | D | :30 | .00 |
| | 11. | 11-17 | 807P | NOVATO CA | 415 246-3649 | D | 1:22 | .00 |
| | 12. | 11-18 | 808P | JERSEYCITYNJ | 201 716-9193 | D | :30 | .00 |
| | 13. | 11-19 | 353P | JERSEYCITYNJ | 201 716-9193 | D | :30 | .00 |
| | 14. | 11-20 | 1021A | JERSEYCITYNJ | 201 716-9193 | D | :30 | .00 |
| | 15. | 11-20 | 1131A | JERSEYCITYNJ | 201 716-9193 | D | :30 | .00 |
| | 16. | 11-20 | 450P | JERSEYCITYNJ | 201 716-9193 | D | :30 | .00 |
| | 17. | 11-21 | 1049A | NOVATO CA | 415 246-3649 | D | 1:37 | .00 |
| | 18. | 11-21 | 255P | JERSEYCITYNJ | 201 716-9193 | D | :30 | .00 |
| | 19. | 11-21 | 553P | PALO ALTO CA | 650 324-8204 | D | :30 | .00 |
| | 20. | 11-23 | 912A | JERSEYCITYNJ | 201 716-9193 | D | :30 | .00 |
| | 21. | 11-23 | 147P | DAVIS CA | 530 757-7500 | D | :30 | .00 |

Call Charges - Nov 7th thru Dec 6th - Continued

| Item | No. | Date | Time | Place Called | Number | Code | Min | |
|--|-----|-------|-------|--------------|--------------|------|------|-----|
| | 22. | 11-23 | 440P | NOVATO CA | 415 246-3649 | D | :30 | .00 |
| | 23. | 11-23 | 441P | NOVATO CA | 415 246-3649 | D | :30 | .00 |
| | 24. | 11-23 | 451P | NOVATO CA | 415 246-3649 | D | :30 | .00 |
| | 25. | 11-23 | 502P | NOVATO CA | 415 246-3649 | D | :30 | .00 |
| | 26. | 11-23 | 508P | NOVATO CA | 415 246-3649 | D | :30 | .00 |
| | 27. | 11-23 | 542P | NOVATO CA | 415 246-3649 | D | :30 | .00 |
| | 28. | 11-24 | 1127A | DAVIS CA | 530 757-7500 | D | :48 | .00 |
| | 29. | 11-25 | 849A | JERSEYCITYNJ | 201 716-9193 | D | :46 | .00 |
| | 30. | 11-25 | 853A | ALEXANDRIAVA | 703 408-0305 | D | :36 | .00 |
| | 31. | 11-25 | 850P | NEW YORK NY | 917 903-3423 | D | :30 | .00 |
| | 32. | 11-25 | 650P | NEW YORK NY | 917 822-7731 | D | :30 | .00 |
| | 33. | 11-27 | 533P | NOVATO CA | 415 246-3649 | D | 2:00 | .00 |
| | 34. | 11-28 | 1202P | JERSEYCITYNJ | 201 716-9193 | D | :59 | .00 |
| | 35. | 11-28 | 349P | JERSEYCITYNJ | 201 716-9193 | D | :30 | .00 |
| | 36. | 11-29 | 1248P | DAVIS CA | 530 757-7500 | D | :38 | .00 |
| | 37. | 11-30 | 315P | JERSEYCITYNJ | 201 716-9193 | D | :41 | .00 |
| | 38. | 12-01 | 451P | ALEXANDRIAVA | 703 408-0305 | D | :30 | .00 |
| | 39. | 12-02 | 338P | JERSEYCITYNJ | 201 716-9193 | D | :30 | .00 |
| | 40. | 12-03 | 933A | BOSTON MA | 617 939-3148 | D | 2:43 | .00 |
| | 41. | 12-03 | 659P | SCRN MAIN CA | 916 396-6564 | D | :30 | .00 |
| | 42. | 12-04 | 931A | NEW YORK NY | 917 903-3423 | D | :30 | .00 |
| | 43. | 12-04 | 932A | NEW YORK NY | 917 822-7731 | D | :30 | .00 |
| | 44. | 12-04 | 1058A | BOSTON MA | 617 939-3148 | D | 1:32 | .00 |
| | 45. | 12-04 | 350P | JERSEYCITYNJ | 201 716-9193 | D | :30 | .00 |
| | 46. | 12-05 | 1124A | JERSEYCITYNJ | 201 716-9193 | D | :32 | .00 |
| Subtotal Domestic Calls for 415-433-7608 | | | | | | | | .00 |

Total Domestic Calls for 415-433-7608 .00

Total Calls for 415-433-7608 .00

Total Call Charges .00

Surcharges and Other Fees

| Description | |
|--|-------------|
| 47. Federal Regulatory Fee | .13 |
| 48. Federal Universal Service Fee | 1.14 |
| 49. CA State Regulatory Fee | .01 |
| Total Surcharges and Other Fees | 1.28 |

Government Fees and Taxes


| Description | |
|--|-----|
| 50. CA High Cost Fund A | .03 |
| 51. CA High Cost Fund B and CA Advanced Svc Fund | .04 |
| 52. CA Relay Service & Comm. Devices Fund | .04 |
| 53. CA State Emergency Telephone Users (911) Tax | .06 |

© 2008 AT&T Intellectual Property. All rights reserved.



4652.013.120901.01.02.000000 YYNNNNNNN 012541.051349

SAN FRANCISCO CA 94107-1968
FRANCESCA ASSOC
665 3RD ST STE 408



4652.13.550.120901 1 AV 0.391 g1



FRANCESCA ASSOC
665 3RD ST STE 408
SAN FRANCISCO CA 94107 - 1958

Page 3 of 3
Account Number 415 433-7608 539 5
Billing Date Dec 20, 2015

AT&T Long Distance

Government Fees and Taxes - Continued

| | |
|--|-------------|
| 1. CA Teleconnect Fund (1.08%) | .09 |
| 2. CA Universal Lifeline Tel. Service Fund | .45 |
| 3. CA Local Utility Users Tax | 1.27 |
| Total Government Fees and Taxes | 1.98 |

Key to Calling Codes

D Day Z Other

Total Other AT&T Long Distance 18.26

News You Can Use

PREVENT DISCONNECT

All charges must be paid each month to keep your account current. However, "basic service" and its applicable taxes and surcharges MUST be paid to avoid disconnection. Currently, for this account that amount is \$130.17. Failure to pay non-basic charges may result in other collection activities, including restriction of toll calls.

CARRIER INFORMATION

Our records indicate that you have selected AT&T Long Distance or a company that resells their services as your primary local toll carrier and AT&T Long Distance or a company that resells their services as your primary long distance carrier. Please contact us if this does not agree with your records.

THIRD-PARTY BLOCKING

AT&T sometimes bills charges on behalf of other companies. AT&T offers third-party bill blocking to prevent billing of certain "enhanced" service charges, at no charge. Third-party bill blocking does not affect billing for long-distance, directory assistance or operator service. It also does not affect billing by AT&T affiliates or members of AT&T marketing alliances. To order third-party bill blocking, please call us at the toll free number on your bill. For additional information regarding third-party charges, please visit us online at att.net/smartcontrols-Cramming.

RATE INCREASE

The monthly rate for Business Access Lines will increase from \$75 to \$87 on 2/1/2016. Total rates vary in Extended Area Service exchanges and with Foreign Exchange Service, however the amount of the increase will be the same. For more information, please visit us online at att.com or call the number listed on your bill.

EXPRESS TICKETING

Avoid call center delays or confusion. Submit tickets online for certain voice, data, and managed services from your mobile device, tablet, or PC. You do not need to register in advance. Please visit <http://www.att.com/expressticketing>. Bookmark the link for future use.

Terms and Conditions

THREE PAYMENT OPTIONS: Electronically: through Automatic Payment Service or Online: AT&T eBillSM. At an Authorized Payment Location. Or mail to AT&T PO BOX 5025, Carol Stream, IL 60197-5025.

BILLING QUESTIONS: Call number in Billing Summary (see page 1), write: Residence Service, POB 9039, South San Francisco, CA 94083; or Business Service, 14575 Presidio Square, Room CR, Houston, TX 77083, or visit att.com. We will investigate and notify you. If you have a complaint you cannot resolve with us write the California Public Utilities Commission at Consumer Affairs Branch, 505 Van Ness Ave., San Francisco, CA 94102, or at www.cpuc.ca.gov, or call 1-800-649-7570 or TDD 1-800-229-6846. If your complaint concerns interstate or international calling, write the FCC at Consumer Complaints, 445 12th Street SW, Washington, D.C. 20554, or at fccinfo@fcc.gov, or call 1-888-225-5322, or TTY 1-888-835-5322. Note: The CPUC handles complaints of both interstate and intrastate unauthorized carrier changes ("slamming"). The California consumer protection rules are available online at www.calphoneinfo.com.

FEDERAL SURCHARGES: The Federal Universal Service Fee and the Federal Subscriber Line Charge are charges imposed by action of the Federal Communications Commission.

TARIFF INFORMATION: Call 1-888-319-8800 or visit our web site www.att.com/servicepublications.

SERVICE INFORMATION

Your local services are provided by AT&T California (Pacific Bell Telephone Company). Your AT&T long distance services, if any, are provided by one or more of the following AT&T Inc. subsidiaries: AT&T Long Distance (SBC Long Distance, LLC), AT&T Communications of California, Inc., and/or AT&T Corp. You can find the name of your long distance service provider in the long distance section of your bill. To view your provider's service publications, including Guidebooks, Service Guides and/or Tariffs, go to att.com/servicepublications.

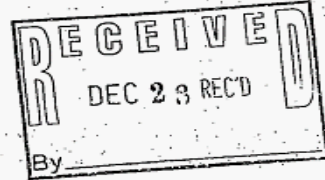


FRANCESCA ASSOCIATION
665 3RD ST STE 408
SAN FRANCISCO CA 94107 - 1968

Page 1 of 2
Account Number 415 362-4646 372 7
Billing Date Dec 16, 2015

Web Site att.com

Monthly Statement



Bill-At-A-Glance

| | |
|-----------------------------------|-----------------|
| Previous Bill | 122.23 |
| Payment Received 12-08 Thank you! | 122.23CR |
| Adjustments | .00 |
| Balance | .00 |
| Current Charges | 122.43 |
| Amount to be Debited | \$122.43 |
| Debiting Bank Account on | Jan 7, 2016 |

Billing Summary

| | | |
|------------------------------|------|---------------|
| Online: att.com/myatt | Page | |
| Plans and Services | 1 | 122.43 |
| 1 800 750-2355 | | |
| Total Current Charges | | 122.43 |

4512 Entry Sys

ENTERED
37286

News You Can Use Summary

- PREVENT DISCONNECT
- THIRD-PARTY BLOCKING
- RATE INCREASES
- CARRIER INFORMATION
- RATE INCREASE
- EXPRESS TICKETING

See "News You Can Use" for additional information

Plans and Services

| | |
|---|-------|
| Monthly Service - Dec 16 thru Jan 15 | |
| 1. Monthly Charges | 96.75 |

Local Usage

Local Calls (Zones 1 and 2)
If you subscribe to a voicemail service and/or the Call Forwarding feature, local usage charges apply when retrieving mailbox messages and/or each time the Call Forwarding feature is activated.

| Item No. | Description | Calls/Initial Minutes | Additional Minutes | |
|--|---------------|-----------------------|--------------------|------------|
| 2. | Day Calls | 1 | 0 | .17 |
| 3. | Evening Calls | 0 | 0 | .00 |
| 4. | Night Calls | 0 | 0 | .00 |
| Total Local Calls (Zones 1 and 2) | | | | .17 |
| Total Local Usage | | | | .17 |

Surcharges and Other Fees

| | |
|--|-------------|
| 5. Federal Subscriber Line Charge | 5.61 |
| 6. Rate Surcharge | 1.25CR |
| 7. State Regulatory Fee | .17 |
| 8. Federal Universal Service Fee | 1.19 |
| Total Surcharges and Other Fees | 5.72 |

Government Fees and Taxes

| | |
|--|--------------|
| 9. CA High Cost Fund Surcharge - A: | .33 |
| 10. CA High Cost Fund-B and CA Advanced Svc Fund | .44 |
| 11. California Teleconnect Fund Surcharge | 1.03 |
| 12. Universal Lifeline Telephone Service Surcharge | 5.26 |
| 13. CA Relay Service and Communications Devices Fund | .48 |
| 14. 9-1-1 Emergency System | .72 |
| 15. Federal | 3.27 |
| 16. Local | 8.26 |
| Total Government Fees and Taxes | 19.79 |

Total Plans and Services 122.43

News You Can Use

PREVENT DISCONNECT

All charges must be paid each month to keep your account current. However, "basic service" and its applicable taxes and surcharges MUST be paid to avoid disconnection. Currently, for this account that amount is \$103.72. Failure to pay non-basic charges may result in other collection activities, including restriction of toll calls.

Local Services provided by AT&T California or AT&T Nevada based upon the service address location.

GO GREEN - Enroll in paperless billing.

Printed on Recyclable Paper.

Your Bank Account Will be Debited on

Jan 7, 2016

Amount to Be Debited

\$122.43



Billing Date Dec 16, 2015

Account Number **415 362-4646 372 7**

FRANCESCA ASSOCIATION
665 3RD ST STE 408
SAN FRANCISCO CA 94107 - 1968

1000 41536246463727 8000000016007 15812000000000000000000012243



at&t

FRANCESCA ASSOCIATION
665 3RD ST STE 408
SAN FRANCISCO CA 94107 -1968

Page 2 of 2
Account Number 415 362-4646 372 7
Billing Date Dec 16, 2015

News You Can Use

CARRIER INFORMATION

Our records indicate that you have selected Sprint or a company that resells their services as your primary local toll carrier and Sprint or a company that resells their services as your primary long distance carrier. Please contact us if this does not agree with your records.

THIRD-PARTY BLOCKING

AT&T sometimes bills charges on behalf of other companies. AT&T offers third-party bill blocking to prevent billing of certain "enhanced" service charges, at no charge. Third-party bill blocking does not affect billing for long-distance, directory assistance or operator service. It also does not affect billing by AT&T affiliates or members of AT&T marketing alliances. To order third-party bill blocking, please call us at the toll free number on your bill. For additional information regarding third-party charges, please visit us online at att.net/smartcontrols-Cramming.

RATE INCREASE

The monthly rate for Business Access Lines will increase from \$75 to \$87 on 2/1/2016. Total rates vary in Extended Area Service exchanges and with Foreign Exchange Service, however the amount of the increase will be the same. For more information, please visit us online at att.com or call the number listed on your bill.

RATE INCREASES

The monthly rate for the following will increase on 2/1/2016: Direct Connection-Shared and Unshared from \$20 to \$23. The Direct Connection rate applies in addition to your business access line rate. For more information, please visit us at att.com or call the number listed on your bill.

EXPRESS TICKETING

Avoid call center delays or confusion. Submit tickets online for certain voice, data, and managed services from your mobile device, tablet, or PC. You do not need to register in advance. Please visit http://www.att.com/expressticketing Bookmark the link for future use.

Terms and Conditions

THREE PAYMENT OPTIONS: Electronically: through Automatic Payment Service or Online: AT&T eBillSM. At an Authorized Payment Location. Or mail to AT&T PO BOX 5025, Carol Stream, IL 60197-5025.

BILLING QUESTIONS: Call number in Billing Summary (see page 1), write: Residence Service, POB 9039, South San Francisco, CA 94083; or Business Service, 14575 Presidio Square, Room CR, Houston, TX 77083, or visit att.com. We will investigate and notify you. If you have a complaint you cannot resolve with us write the California Public Utilities Commission at Consumer Affairs Branch, 505 Van Ness Ave., San Francisco, CA 94102, or at www.cpuc.ca.gov, or call 1-800-649-7570 or TDD 1-800-229-6846. If your complaint concerns interstate or international calling, write the FCC at Consumer Complaints, 445 12th Street SW, Washington, D.C. 20554, or at fccinfo@fcc.gov, or call 1-888-225-5322, or TTY 1-888-835-5322. Note: The CPUC handles complaints of both interstate and intrastate unauthorized carrier changes ("slamming"). The California consumer protection rules are available online at www.calphoneinfo.com.

FEDERAL SURCHARGES: The Federal Universal Service Fee and the Federal Subscriber Line Charge are charges imposed by action of the Federal Communications Commission.

TARIFF INFORMATION: Call 1-888-319-8800 or visit our web site www.att.com/servicepublications.

SERVICE INFORMATION

Your local services are provided by AT&T California (Pacific Bell Telephone Company). Your AT&T long distance services, if any, are provided by one or more of the following AT&T Inc. subsidiaries: AT&T Long Distance (SBC Long Distance, LLC), AT&T Communications of California, Inc., and/or AT&T Corp. You can find the name of your long distance service provider in the long distance section of your bill. To view your provider's service publications, including Guidebooks, Service Guides and/or Tariffs, go to att.com/servicepublications.

© 2008 AT&T Intellectual Property. All rights reserved.

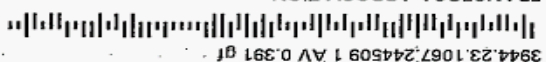


3944.023.244509.01.01.0000000 YNNNNNNN 020449.064869

SAN FRANCISCO CA 94107-1968

665 3RD ST STE 408

FRANCESCA ASSOCIATION



3944.23.1067.244509 1 AV 0.391 0T

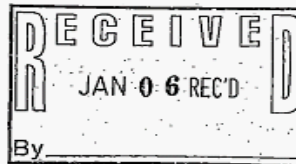


at&t

FRANCESCA CONDOMINIUM
665 3RD ST STE 408
SAN FRANCISCO CA 94107 - 1968

Page 1 of 3
Account Number 415 397-5937 851 4
Billing Date Dec 26, 2015
Web Site att.com

Monthly Statement



Bill-At-A-Glance

| | |
|-----------------------------------|----------------|
| Previous Bill | 59.17 |
| Payment Received 12-21 Thank you! | 59.17CR |
| Adjustments | .00 |
| Balance | .00 |
| Current Charges | 59.20 |
| Amount to be Debited | \$59.20 |
| Debiting Bank Account on | Jan 20, 2016 |

Billing Summary

| | | |
|-------------------------------|------|--------------|
| Online: att.com/myatt | Page | |
| Plans and Services | 1 | 52.00 |
| 1 877 438-0041 | | |
| Payment Arrangements: | | |
| 1 888 312-2142 | | |
| Change to Service: | | |
| 1 877 438-0041 | | |
| Monthly Service | | 36.75 |
| Surcharges and Other Fees | | 4.77 |
| Government Fees and Taxes | | 10.48 |
| AT&T Long Distance | 1 | 7.20 |
| 1 800 321-2000 | | |
| Total Current Charges | | 59.20 |

2lev

News You Can Use Summary

- PREVENT DISCONNECT
- THIRD-PARTY BLOCKING
- EXPRESS TICKETING
- CARRIER INFORMATION
- RATE INCREASES

See "News You Can Use" for additional information

Plans and Services

| | |
|--|--------------|
| Monthly Service - Dec 26 thru Jan 25 | |
| 1. Bus Local Calling Unlimited B | 35.00 |
| Single Line Meas Business Line | |
| Unlimited Local Usage | |
| Caller ID | |
| 2. Your Listing Is Not Published | 1.75 |
| Total Monthly Service | 36.75 |
| Surcharges and Other Fees | |
| 3. Federal Subscriber Line Charge | 4.44 |
| 4. Rate Surcharge | .47CR |
| 5. State Regulatory Fee | .06 |
| 6. Federal Universal Service Fee | .74 |
| Total Surcharges and Other Fees | 4.77 |
| Government Fees and Taxes | |
| 7. CA High Cost Fund Surcharge - A: | .13 |
| 8. CA High Cost Fund-B and CA Advanced Svc Fund | .17 |
| 9. California Teleconnect Fund Surcharge | .39 |
| 10. Universal Lifeline Telephone Service Surcharge | 2.00 |
| 11. CA Relay Service and Communications Devices Fund | .18 |
| 12. Local Government Fee | 3.01 |
| 13. 9-1-1 Emergency System | .27 |
| 14. Federal | 1.00 |
| 15. Local | 3.33 |
| Total Government Fees and Taxes | 10.48 |
| Total Plans and Services | 52.00 |

AT&T Long Distance

Important Information
Message Regarding Terms & Conditions:
To view your Terms & Conditions for AT&T Long Distance, access www.att.com/servicepublications or call AT&T at the toll free number on your bill.

| | |
|--------------------------------------|-------------|
| Account Summary | |
| Description | |
| Charges for December | 7.20 |
| Total Account Summary Charges | 7.20 |

Invoice Summary
(as of DECEMBER 13, 2015)

Local Services provided by AT&T California or AT&T Nevada based upon the service address location.

GO GREEN - Enroll in paperless billing.

Printed on Recyclable Paper

Your Bank Account
Will be Debited on

Jan 20, 2016

Amount to
Be Debited

\$59.20



Billing Date Dec 26, 2015

Account Number **415 397-5937 851 4**

FRANCESCA CONDOMINIUM
665 3RD ST STE 408
SAN FRANCISCO CA 94107 - 1968



at&t

FRANCESCA CONDOMINIUM
665 3RD ST STE 408
SAN FRANCISCO CA 94107 - 1968

Page 2 of 3
Account Number 415 397-5937 851 4
Billing Date Dec 26, 2015

AT&T Long Distance

Invoice Summary - Continued

| | |
|---------------------------|------|
| Current Charges | |
| Service Charges | 5.50 |
| Credits and Adjustments | .00 |
| Call Charges | .45 |
| Surcharges and Other Fees | .52 |
| Government Fees and Taxes | .73 |
| Total Invoice Summary | 7.20 |

Summary of Calling Plan
Calling Summary for BUS CLNG \$5.95 1 YR

Your contract term is from 03/20/2015 to 03/19/2016.

Monthly Commitment is 5.95

You have met 0.45 of your Minimum Monthly Commitment.

We have accumulated this amount from 11/11/2015 to 12/10/2015.

Service Charges

One Time Charge(s) to Change Service

| | | | | |
|------------------------------------|-------------------|-----|------|--|
| Charges for Account | | | | |
| Type of Charge | Date of Charge | Qty | | |
| 1. Unmet Commitment | 11/11/15-12/10/15 | 1 | 5.50 | |
| BUS CLNG \$5.95 1 YR | | | | |
| Term MAR 20, 2015-MAR 19, 2016 | | | | |
| Total One Time Charges for Account | | | 5.50 | |
| Total One Time Charges | | | 5.50 | |
| Total Service Charges | | | 5.50 | |

Call Charges - Nov 11th thru Dec 10th
Calls for 415-397-5937

| | | | | | | | |
|-----------------|-------|-------|---------------|--------------|------|------|-----|
| Domestic | | | | | | | |
| Item | | | | | | | |
| No. | Date | Time | Place Called | Number | Code | Min | |
| 2. | 11-14 | 110P | GRANDPRARITX | 972 333-9404 | D | 1:06 | .10 |
| 3. | 11-17 | 832A | JERSEYCI TYNJ | 201 716-9193 | D | :30 | .04 |
| 4. | 11-18 | 737A | GRANDPRARITX | 972 333-9404 | D | :30 | .04 |
| 5. | 11-20 | 1100A | GRANDPRARITX | 972 333-9404 | D | :30 | .04 |
| 6. | 11-25 | 649P | NEW YORK NY | 917 903-3423 | D | :30 | .04 |
| 7. | 12-01 | 1211P | NEW YORK NY | 917 903-3423 | D | :30 | .04 |
| 8. | 12-01 | 905P | GRANDPRARITX | 972 333-9404 | D | :30 | .04 |
| 9. | 12-06 | 1037A | SNJS WEST CA | 408 247-0593 | D | :30 | .04 |

Call Charges - Nov 11th thru Dec 10th - Continued

| | | | | | | | |
|--|-------|------|--------------|--------------|------|-----|------------|
| Item | | | | | | | |
| No. | Date | Time | Place Called | Number | Code | Min | |
| 10. | 12-06 | 817P | LOS ALTOS CA | 650 823-1848 | D | :56 | .07 |
| Subtotal Domestic Calls for 415-397-5937 | | | | | | | .45 |
| Total Domestic Calls for 415-397-5937 | | | | | | | .45 |
| Total Calls for 415-397-5937 | | | | | | | .45 |
| Total Call Charges | | | | | | | .45 |

Surcharges and Other Fees

| | |
|--|------------|
| Description | |
| 11. Federal Regulatory Fee | .05 |
| 12. Federal Universal Service Fee | .46 |
| 13. CA State Regulatory Fee | .01 |
| Total Surcharges and Other Fees | .52 |

Government Fees and Taxes

| | |
|--|------------|
| Description | |
| 14. CA High Cost Fund A | .01 |
| 15. CA High Cost Fund B and CA Advanced Svc Fund | .01 |
| 16. CA Relay Service & Comm. Devices Fund | .02 |
| 17. CA State Emergency Telephone Users (911) Tax | .02 |
| 18. CA Teleconnect Fund (1.08%) | .03 |
| 19. CA Universal Lifeline Tel. Service Fund | .18 |
| 20. CA Local Utility Users Tax | .46 |
| Total Government Fees and Taxes | .73 |

Key to Calling Codes
D Day Z Other

Total Other AT&T Long Distance 7.20

News You Can Use

PREVENT DISCONNECT
All charges must be paid each month to keep your account current. However, "basic service" and its applicable taxes and surcharges MUST be paid to avoid disconnection. Currently, for this account that amount is \$59.20. Failure to pay non-basic charges may result in other collection activities, including restriction of toll calls.

© 2008 AT&T Intellectual Property. All rights reserved.



6443.015.143261.01.02.0000000 YNNNNNNN 010117.088237

SAN FRANCISCO CA 94107-1968
665 3RD ST STE 408
FRANCESCA CONDOMINIUM
6443.15.647.143261 1 AV 0.391 gF



at&t

FRANCESCA CONDOMINIUM
665 3RD ST STE 408
SAN FRANCISCO CA 94107 - 1968

Page 3 of 3
Account Number 415 397-5937 851 4
Billing Date Dec 26, 2015

News You Can Use

CARRIER INFORMATION

Our records indicate that you have selected AT&T Long Distance or a company that resells their services as your primary local toll carrier and AT&T Long Distance or a company that resells their services as your primary long distance carrier. Please contact us if this does not agree with your records.

THIRD-PARTY BLOCKING

AT&T sometimes bills charges on behalf of other companies. AT&T offers third-party bill blocking to prevent billing of certain "enhanced" service charges, at no charge. Third-party bill blocking does not affect billing for long-distance, directory assistance or operator service. It also does not affect billing by AT&T affiliates or members of AT&T marketing alliances. To order third-party bill blocking, please call us at the toll free number on your bill. For additional information regarding third-party charges, please visit us online at att.net/smartcontrols-Cramming.

RATE INCREASES

The monthly recurring rates for the following will increase on 3/1/2016: Caller ID from \$30 to \$31.50; Three-Way Calling from \$19 to \$20.90; Call Return from \$17 to \$18.70; Anonymous Call Rejection from \$14.50 to \$15.95; Privacy Manager from \$40 to \$44; Call Waiting from \$20 to \$22. For more information, please visit us at att.com or call the number listed on your bill.

EXPRESS TICKETING

Avoid call center delays or confusion. Submit tickets online for certain voice, data, and managed services from your mobile device, tablet, or PC. You do not need to register in advance. Please visit <http://www.att.com/expressticketing>. Bookmark the link for future use.

Terms and Conditions

THREE PAYMENT OPTIONS: Electronically, through Automatic Payment Service or Online: AT&T eBillSM. At an Authorized Payment Location. Or mail to AT&T PO BOX 5025, Carol Stream, IL 60197-5025.

BILLING QUESTIONS: Call number in Billing Summary (see page 1), write: Residence Service, POB 9039, South San Francisco, CA 94083; or Business Service, 14575 Presidio Square, Room CR, Houston, TX 77083, or visit att.com. We will investigate and notify you. If you have a complaint you cannot resolve with us write the California Public Utilities Commission at Consumer Affairs Branch, 505 Van Ness Ave., San Francisco, CA 94102, or at www.cpuc.ca.gov, or call 1-800-649-7570 or TDD 1-800-229-6846. If your complaint concerns interstate or international calling, write the FCC at Consumer Complaints, 445 12th Street SW, Washington, D.C. 20554, or at fccinfo@fcc.gov, or call 1-888-225-5322, or TTY 1-888-835-5322. Note: The CPUC handles complaints of both interstate and intrastate unauthorized carrier charges ("slamming"). The California consumer protection rules are available online at www.calphoneinfo.com.

FEDERAL SURCHARGES: The Federal Universal Service Fee and the Federal Subscriber Line Charge are charges imposed by action of the Federal Communications Commission.

TARIFF INFORMATION: Call 1-888-319-8800 or visit our web site www.att.com/servicepublications.

SERVICE INFORMATION

Your local services are provided by AT&T California (Pacific Bell Telephone Company). Your AT&T long distance services, if any, are provided by one or more of the following AT&T Inc. subsidiaries: AT&T Long Distance (SBC Long Distance, LLC), AT&T Communications of California, Inc., and/or AT&T Corp. You can find the name of your long distance service provider in the long distance section of your bill. To view your provider's service publications, including Guidebooks, Service Guides and/or Tariffs, go to att.com/servicepublications.



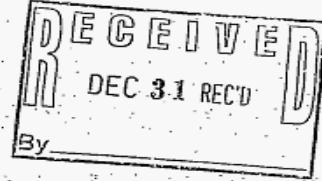
at&t

FRANCESCA ASSOCIATION
665 3RD ST STE 408
SAN FRANCISCO CA 94107 - 1968

Page 1 of 2
Account Number 415 834-9037 769 0
Billing Date Dec 22, 2015

Web Site att.com

Monthly Statement




Bill-At-A-Glance

| | |
|-----------------------------------|----------------|
| Previous Bill | 84.74 |
| Payment Received 12-16 Thank you! | 84.74CR |
| Adjustments | .00 |
| Balance | .00 |
| Current Charges | 84.74 |
| Amount to be Debited | \$84.74 |
| Debiting Bank Account on | Jan 14, 2016 |

Billing Summary

| | | |
|------------------------------|------|--------------|
| Online: att.com/myatt | Page | |
| Plans and Services | 1 | 84.74 |
| 1 800 750-2355 | | |
| Total Current Charges | | 84.74 |

Five Alarm



12

Plans and Services

| | |
|--|--------------|
| Monthly Service - Dec 22 thru Jan 21 | |
| 1. Monthly Charges | 53.75 |
| Surcharges and Other Fees | |
| 2. Federal Subscriber Line Charge | 11.22 |
| 3. Rate Surcharge | .69CR |
| 4. State Regulatory Fee | .09 |
| 5. Federal Universal Service Fee | 2.38 |
| Total Surcharges and Other Fees | 13.00 |
| Government Fees and Taxes | |
| 6. CA High Cost Fund Surcharge - A | .19 |
| 7. CA High Cost Fund-B and CA Advanced Svc Fund | .25 |
| 8. California Teleconnect Fund Surcharge | .57 |
| 9. Universal Lifeline Telephone Service Surcharge | 2.92 |
| 10. CA Relay Service and Communications Devices Fund | .27 |
| 11. Local Government Fee | 6.02 |
| 12. 9-1-1 Emergency System | .40 |
| 13. Federal | 2.05 |
| 14. Local | 5.32 |
| Total Government Fees and Taxes | 17.99 |
| Total Plans and Services | 84.74 |

News You Can Use

PREVENT-DISCONNECT
All charges must be paid each month to keep your account current. However, "basic service" and its applicable taxes and surcharges MUST be paid to avoid disconnection. Currently, for this account that amount is \$84.74. Failure to pay non-basic charges may result in other collection activities, including restriction of toll-calls.

CARRIER INFORMATION
Our records show that you have selected Cust Undecided on Carrier or a company that resells their services as your primary local toll carrier and that you have chosen not to select a long distance carrier. Please contact us if this does not agree with your records.

News You Can Use Summary

- PREVENT-DISCONNECT
 - CARRIER INFORMATION
 - THIRD-PARTY BLOCKING
 - RATE INCREASES
 - EXPRESS TICKETING
- See "News You Can Use" for additional information

Local Services provided by AT&T California or AT&T Nevada based upon the service address location.
GO GREEN - Enroll in paperless billing.

Printed on Recyclable Paper

Your Bank Account
Will be Debited on

Jan 14, 2016

Amount to
Be Debited

\$84.74



Billing Date Dec 22, 2015

Account Number **415 834-9037 769 0**

FRANCESCA ASSOCIATION
665 3RD ST STE 408
SAN FRANCISCO CA 94107 - 1968



News You Can Use

THIRD-PARTY BLOCKING

AT&T sometimes bills charges on behalf of other companies. AT&T offers third-party bill blocking to prevent billing of certain "enhanced" service charges, at no charge. Third-party bill blocking does not affect billing for long-distance, directory assistance or operator service. It also does not affect billing by AT&T affiliates or members of AT&T marketing alliances. To order third-party bill blocking, please call us at the toll free number on your bill. For additional information regarding third-party charges, please visit us online at att.net/smartcontrols-Cramming.

RATE INCREASES

The monthly recurring rates for the following will increase on 3/1/2016: Caller ID from \$30 to \$31.50; Three-Way Calling from \$19 to \$20.90; Call Return from \$17 to \$18.70; Anonymous Call Rejection from \$14.50 to \$15.95; Privacy Manager from \$40 to \$44; Call Waiting from \$20 to \$22. For more information, please visit us at att.com or call the number listed on your bill.

EXPRESS TICKETING

Avoid call center delays or confusion. Submit tickets online for certain voice, data, and managed services from your mobile device, tablet, or PC. You do not need to register in advance. Please visit <http://www.att.com/expressticketing>. Bookmark the link for future use.

Terms and Conditions

THREE PAYMENT OPTIONS: Electronically, through Automatic Payment Service or Online: AT&T eBillSM. At an Authorized Payment Location. Or mail to AT&T PO BOX 5025, Carol Stream, IL 60197-5025.

BILLING QUESTIONS: Call number in Billing Summary (see page 1), write: Residence Service, POB 9039, South San Francisco, CA 94083; or Business Service, 14575 Presidio Square, Room CR, Houston, TX 77083, or visit att.com. We will investigate and notify you. If you have a complaint you cannot resolve with us write the California Public Utilities Commission at Consumer Affairs Branch, 505 Van Ness Ave., San Francisco, CA 94102, or at www.cpuc.ca.gov, or call 1-800-849-7570 or TDD 1-800-229-6846. If your complaint concerns interstate or international calling, write the FCC at Consumer Complaints, 445 12th Street SW, Washington, D.C. 20554, or at fccinfo@fcc.gov, or call 1-888-225-5322, or TTY 1-888-835-5322. Note: The CPUC handles complaints of both interstate and intrastate unauthorized carrier charges ("slamming"). The California consumer protection rules are available online at www.calphoneinfo.com.

FEDERAL SURCHARGES: The Federal Universal Service Fee and the Federal Subscriber Line Charge are charges imposed by action of the Federal Communications Commission.

TARIFF INFORMATION: Call 1-888-319-8800 or visit our web site www.att.com/servicepublications.

SERVICE INFORMATION

Your local services are provided by AT&T California (Pacific Bell Telephone Company). Your AT&T long distance services, if any, are provided by one or more of the following AT&T Inc. subsidiaries: AT&T Long Distance (SBC Long Distance, LLC), AT&T Communications of California, Inc., and/or AT&T Corp. You can find the name of your long distance service provider in the long distance section of your bill. To view your provider's service publications, including Guidebooks, Service Guides and/or Tariffs, go to att.com/servicepublications.

© 2008 AT&T Intellectual Property. All rights reserved.



5312.013.126151.01.01.0000000 YNNNNNNN 012067.052051

SAN FRANCISCO CA 94107-1968
665 3RD ST STE 408
FRANCESCA ASSOCIATION
5312.13.581.126151 1 AV 0.391 gf

Canyon Pacific Maintenance
665 Third St., Ste 408
San Francisco, CA 94107
Phone (415) 495-4739 x 7

Status Work Completed

To:
Canyon Pacific Maintenance
665 Third St., Ste 408
San Francisco, CA 94107
Phone (415) 495-4739 x 7

Work Order No. 120433
Date Call 1/12/2016 11:30 am

Date Completed: 1/12/2016 4:45 pm
Brief Desc: 12/29/15 Change boiler timer
Job Site: r850
Francesca Association
850 Powell Street
San Francisco, CA 94108

OK to enter? NO

Problem Description: 12/29/15 Change boiler timer 5 am On, 10 pm Off. Gil

Parts & Labor

| Quantity | Stock Code/ Employee Name | Description | Unit Price | Total |
|----------|------------------------------|-------------------|------------|-------|
| 1.00 | 1 | Maintenance Labor | 55.00 | 55.00 |

TOTAL \$55.00

Authorized by: _____

Signed by _____
Dated _____
Invoice No. _____

Canyon Pacific Maintenance
665 Third St., Ste 408
San Francisco, CA 94107
Phone (415) 495-4739 x 7

Status Work Completed

To:
Canyon Pacific Maintenance
665 Third St., Ste 408
San Francisco, CA 94107
Phone (415) 495-4739 x 7

Work Order No. 120439
Date Call 1/12/2016 12:00 pm

Date Completed: 1/12/2016 4:45 pm
Brief Desc: 12/30/15 Meet with vendor
Job Site: r850
Francesca Association
850 Powell Street
San Francisco, CA 94108

OK to enter? NO

Problem Description: 12/30/15 Meet with HVAC technician. Tank was full of water. Technician showed how to drain and the level indicator should be waited for steam and temperature to go up before leveling. Gil

Parts & Labor

| Quantity | Stock Code/ Employee Name | Description | Unit Price | Total |
|--------------|------------------------------|-------------------|------------|-----------------|
| 2.50 | 1 | Maintenance Labor | 55.00 | 137.50 |
| TOTAL | | | | \$137.50 |

Authorized by: _____

Signed by _____
Dated _____
Invoice No. _____

Canyon Pacific Maintenance
665 Third St., Ste 408
San Francisco, CA 94107
Phone (415) 495-4739 x 7

Status Work Completed

To:

Canyon Pacific Maintenance
665 Third St., Ste 408
San Francisco, CA 94107
Phone (415) 495-4739 x 7

Work Order No. 120480
Date Call 1/25/2016 3:00 pm

Date Completed: 1/28/2016 1:30 pm
Brief Desc: 1/9/16 Emergency call
Job Site: r850
Francesca Association
850 Powell Street
San Francisco, CA 94108

OK to enter? NO

Problem Description: 1/9/16 Emergency call 8 am Building has no hot water. Diagnosed problem; Heat control needs to reset. Drained water from tank and waited for steam and heat to build up before leaving. Gf

Parts & Labor

| Quantity | Stock Code/ Employee Name | Description | Unit Price | Total |
|----------|------------------------------|---------------|------------|--------|
| 3.00 | 4 | Overtime Rate | 82.50 | 247.50 |

TOTAL \$247.50

Authorized by: _____

Signed by _____
Dated _____
Invoice No. _____

Canyon Pacific Maintenance
665 Third St., Ste 408
San Francisco, CA 94107
Phone (415) 495-4739 x 7

Status Work Completed

To:
Canyon Pacific Maintenance
665 Third St., Ste 408
San Francisco, CA 94107
Phone (415) 495-4739 x 7

Work Order No. 120492
Date Call 1/27/2016 9:30 am

Date Completed: 1/28/2016 1:30 pm
Brief Desc: 1/4/16 Emergency call
Job Site: r850
Francesca Association
850 Powell Street
San Francisco, CA 94108

OK to enter? NO

Problem Description: 1/4/16 Emergency call Adjust door. Jose

Parts & Labor

| Quantity | Stock Code/ Employee Name | Description | Unit Price | Total |
|--------------|------------------------------|---------------|------------|-----------------|
| 2.00 | 4 | Overtime Rate | 82.50 | 165.00 |
| TOTAL | | | | \$165.00 |

Authorized by: _____

Signed by _____
Dated _____
Invoice No. _____

Canyon Pacific Maintenance
665 Third St., Ste 408
San Francisco, CA 94107
Phone (415) 495-4739 x 7

Status Work Completed

To:

Canyon Pacific Maintenance
665 Third St., Ste 408
San Francisco, CA 94107
Phone (415) 495-4739 x 7

Work Order No. 120512
Date Call 1/27/2016 10:30 am

Date Completed: 1/28/2016 1:45 pm
Brief Desc: 1/4/16 Lubed front door
Job Site: r850
Francesca Association
850 Powell Street
San Francisco, CA 94108

OK to enter? NO

Problem Description: 1/4/16 Lubed main front door hinges. Picked up roto hammer to drill extra inch for latch lock added a shim to keep in place. Shawn

Parts & Labor

| Quantity | Stock Code/ Employee Name | Description | Unit Price | Total |
|--------------|------------------------------|-------------------|------------|-----------------|
| 2.00 | 1 | Maintenance Labor | 55.00 | 110.00 |
| TOTAL | | | | \$110.00 |

Authorized by: _____

Signed by _____
Dated _____
Invoice No. _____

Canyon Pacific Maintenance
665 Third St., Ste 408
San Francisco, CA 94107
Phone (415) 495-4739 x 7

Status Work Completed

To:
Canyon Pacific Maintenance
665 Third St., Ste 408
San Francisco, CA 94107
Phone (415) 495-4739 x 7

Work Order No. 120513
Date Call 1/27/2016 10:45 am

Date Completed: 1/28/2016 1:45 pm
Brief Desc: 1/13/16 Meet with Doorman
Job Site: r850
Francesca Association
850 Powell Street
San Francisco, CA 94108

OK to enter? NO

Problem Description: 1/13/16 Meet with doorman Bob; Bob was gone. Spoke with man on shift; needed boiler reset. Can not complete job.
Shawn

Parts & Labor

| Quantity | Stock Code/ Employee Name | Description | Unit Price | Total |
|--------------|------------------------------|-------------------|------------|----------------|
| 1.00 | 1 | Maintenance Labor | 55.00 | 55.00 |
| TOTAL | | | | \$55.00 |

Authorized by: _____

Signed by _____
Dated _____
Invoice No. _____

Canyon Pacific Maintenance
665 Third St., Ste 408
San Francisco, CA 94107
Phone (415) 495-4739 x 7
Status Work Completed

Work Order No. 120526
Date Call 1/28/2016 9:30 am

To:
Canyon Pacific Maintenance
665 Third St., Ste 408
San Francisco, CA 94107
Phone (415) 495-4739 x 7

Date Completed: 1/28/2016 9:45 am
Brief Desc: 1/4 Run Weekly Fire Pump Testing
Job Site: r850
Francesca Association
850 Powell Street
San Francisco, CA 94108

OK to enter? NO

Problem Description: 1/4, Run Weekly Fire Pump Testing. Chris

Parts & Labor

| Quantity | Stock Code/ Employee Name | Description | Unit Price | Total |
|--------------|------------------------------|----------------|------------|-----------------|
| 1.00 | 6 | Fire Pump Test | 110.00 | 110.00 |
| TOTAL | | | | \$110.00 |

Authorized by: _____

Signed by _____
Dated _____
Invoice No. _____

BERDING | WEIL

Attorneys at Law
2175 N. California Boulevard, Suite 500
Walnut Creek, CA 94596

www.berding-weil.com

Phone: (925) 838-2090
Facsimile: (925) 820-5592
Federal ID# 94-3070654

Francesca Association
Canyon Pacific Property Management Company, Inc.
665 3rd Street, Suite 408
San Francisco, CA 94107
ATTN:

January 14, 2016
Invoice #: 149313
Matter # 001764-000001

MATTER SUMMARY - General Matters

CURRENT INVOICE CHARGES THROUGH December 31, 2015 \$108.00

PREVIOUS ACCOUNT ACTIVITY

| | |
|---|-------------|
| Previous Balance Due | \$1,620.00 |
| Finance Charges Applied | \$0.00 |
| Less Payments Applied | \$-1,620.00 |
| Less Trust and/or Credit Balances Applied | \$0.00 |

TOTAL DUE THIS MATTER (Including Previous Balance) \$108.00

| |
|----------------------------------|
| Property: _____ |
| G/L Acct# _____ Amount: \$ _____ |
| Description: <u> </u> _____ |
| Signature: <u> </u> _____ |

Please Circle following Options
1) Operating Exp. 2) Reserve Exp.
3) Special Assess. 4) Insurance Claim
5) Construction Def. 6) Settlement fund
Charge Back Owners: Yes or No

Privileged & Confidential: Attorney Client Communication

BERDING | WEIL

Client: Francesca Association
Matter: General Matters

January 14, 2016
Invoice #: 149313
Matter #: 001764-000001

Fee Details

| <u>Date</u> | <u>Time Narrative</u> | <u>Timekeeper</u> | <u>Hours</u> | <u>Amount</u> |
|-------------|----------------------------|-------------------|--------------|-----------------|
| 12/07/15 | Email John re assessments. | Steven S. Weil | 0.30 | \$108.00 |
| | Total Fees | | <u>0.30</u> | <u>\$108.00</u> |

SUMMARY

| | |
|--|------------------------|
| Total Fees | \$108.00 |
| Total Costs and Expenses | \$0.00 |
| CURRENT INVOICE CHARGES THROUGH December 31, 2015 | <u>\$108.00</u> |

PREVIOUS ACCOUNT ACTIVITY

| | |
|---|------------------------|
| Previous Balance Due | \$1,620.00 |
| Finance Charges Applied | \$0.00 |
| Less Payments Applied | \$-1,620.00 |
| Less Trust and/or Credit Balances Applied | \$0.00 |
| TOTAL DUE THIS MATTER (Including Previous Balance) | <u>\$108.00</u> |

| | |
|-----------------|--------|
| Trust Balance: | \$0.00 |
| Credit Balance: | \$0.00 |

Privileged & Confidential: Attorney Client Communication



BLEYLE ELEVATOR, INC.

Box 968, Pacifica, CA 94044

Invoice

| DATE | INVOICE # |
|-----------|-----------|
| 1/20/2016 | 59669 |

Four Generations of Experience

BILL TO:

Francesca Association
c/o Canyon Pacific
665 3rd Street, Suite 408
San Francisco, CA 94107

YOUR CANCELLED CHECK IS YOUR RECEIPT.

| P.O. NUMBER | TERMS | PROJECT |
|-------------------|----------------|---------|
| 850 Powell Street | Due on receipt | |

| QUANTITY | DESCRIPTION | RATE | AMOUNT |
|----------|---|--------|--------|
| | Monthly Service - 850 Powell Street | 350.00 | 350.00 |
| 2 | 12/14 - 2 Hours - Trouble Call - East Passenger | 218.00 | 436.00 |

Property: _____
 G/L Acct# _____ Amount: \$ _____
 Description: _____

 Signature: *[Signature]*

Please Circle following Options:
 1) Operating Exp. 2) Reserve Exp.
 3) Special Assess. 4) Insurance Claim
 5) Construction Def. 6) Settlement fund
 Charge Back Owners: Yes or No

Thank You

BLEYLE ELEVATOR, INC. PH.# (650) 359-7580 FX.# (650) 359-5464

| | |
|--------------|----------|
| TOTAL | \$786.00 |
|--------------|----------|



Four Generations Of Experience

BLEYLE ELEVATOR INC.
PO Box 968 Pacifica CA 94044
Tel: (650) 359-7580 Fax: (650) 359-5464
www.bleylelevator.com

Form Information

Form Name: **bTrouble Call**

Information

Address 850 Powell
Date Dec 14, 2015
Designated Unit: East Passenger
State Number: 6317

Work Performed

Description of Problem Elevator is not responding to any floors nor are the buttons lighting up
Description of Work Performed: Shunt trip tested & activated. Reset breaker in basement for west elevator, operation ok.

Parts

Quantity / Parts / Materials None
Total Materials Amount: \$ _____


Status

Elevator Status: In Service

Hours

Technician: Daniel DeCuman
Two Person Team? No
Regular Hours: 2

| |
|----------------------------------|
| Property: _____ |
| G/L Acct# _____ Amount: \$ _____ |
| Description: _____ |
| |
| Signature: _____ |



Since 1917
Cornely Company

INVOICE

Invoice Date
10 Oct 2015

Cornely Company
 174 Shotwell Street
 SAN FRANCISCO CA 94103
 415-252-1800

FRANCESCA ASSOCIATION
 Attention: FRANCESCA ASSOCIATION
 C/O CANYON PACIFIC MGMT
 665 3RD STREET #408
 SAN FRANCISCO CA 94107

Invoice Number
INV-4147

Reference
D4489

Please Circle following Options
 1) Operating Exp. 2) Reserve Exp.
 3) Special Assess. 4) Insurance Claim
 5) Construction Def. 6) Settlement fund
 Charge Back Owners: Yes or No

| Description | Quantity | Unit Price | Tax | Amount USD |
|---|----------|------------|---------------------|---------------|
| Client Order No: | | | | |
| Job No: D4489 | | | | |
| Name: 850 POWELL STREET | | | | |
| 8-19-15 - Dispatch made from email by Sandy/Leaking pump | | | | |
| 8-19-15 - Replaced mech seal on noisy motor. Fired boiler & tested, all okay. | 2.00 | 155.00 | Non Taxable - Labor | 310.00 |
| Material | | | | |
| 8-19-15 - Material | 1.00 | 332.15 | 8.75% | 332.15 |
| Subtotal | | | | 642.15 |
| Total Non Taxable - Labor 0% | | | | 0.00 |
| Total CASF 8.75% | | | | 29.06 |
| Invoice Total USD | | | | 671.21 |
| Total Net Payments USD | | | | 0.00 |
| Amount Due USD | | | | 671.21 |

**PAST DUE
 PLEASE REMIT**

Cornely Company appreciates your business! Please remit payment within 10 days of receipt.

PAYMENT

To: Cornely Company
 174 Shotwell Street
 SAN FRANCISCO CA 94103

Customer FRANCESCA ASSOCIATION

Invoice Number INV-4147


Amount Due 671.21

Please remit payment within 10 days.

Amount Enclosed _____

Enter the amount you are paying above

Property: _____
 G/L Acct# _____ Amount: \$ _____
 Description: _____

 Signature: _____ 

Please Circle following Options
 1) Operating Exp. 2) Reserve Exp.
 3) Special Assess. 4) Insurance Claim
 5) Construction Def. 6) Settlement fund
 Charge Back ^{Since 1947} or No



Cornely Company

INVOICE

FRANCESCA ASSOCIATION
 Attention: FRANCESCA ASSOCIATION
 C/O CANYON PACIFIC MGMT
 665 3RD STREET #408
 SAN FRANCISCO CA 94107

Invoice Date
 09 Jan 2016

Invoice Number
 INV-5037

Reference
 D5631

Cornely Company
 174 Shotwell Street
 SAN FRANCISCO CA 94103
 415-252-1800

| Description | Quantity | Unit Price | Tax | Amount USD |
|---|----------|------------|------------------------|---------------|
| Client Order No: Job No: D5631 Name: 850 POWELL STREET 12-14-15 - Call placed by Sandy (415) 596-3368/Advised it would be overtime/#902 - Radiator in bedroom leaking | | | | |
| 12-16-15 - Tightened up packing nut in bedroom, no leak. Tightened up valve body in other bedroom | 1.50 | 155.00 | Non Taxable - Labor | 232.50 |
| Subtotal | | | | 232.50 |
| Total Non Taxable - Labor 0% | | | | 0.00 |
| Invoice Total USD | | | | 232.50 |
| Total Net Payments USD | | | | 0.00 |
| Amount Due USD | | | | 232.50 |

Cornely Company appreciates your business! Please remit payment within 10 days of receipt.

PAYMENT

To: Cornely Company
 174 Shotwell Street
 SAN FRANCISCO CA 94103

Customer FRANCESCA ASSOCIATION
 Invoice Number INV-5037
 Amount Due 232.50

Please remit payment within 10 days.

Amount Enclosed _____
 Enter the amount you are paying above



Corporate Security Service, Inc.

The Hearst Building
 5 Third Street, Suite 314
 San Francisco, CA 94103-3294
 Phone: (415) 543-3460 Fax No. (415) 541-0464

Invoice

| | |
|-----------|-------------|
| Date | Invoice No. |
| 1/31/2016 | 28248 |

To:

Francesca Association
 665 3rd Street, Suite 408
 San Francisco, CA 94107

Location / Details:

Francesca Condominium Association

| | | |
|-------------|---------------------|--------|
| P.O. Number | Service Dates | Terms |
| | 01/01/16 - 01/31/16 | Net 10 |

| Description | Hours | Rate | Amount |
|------------------|--------|-------|-----------|
| SECURITY OFFICER | | | |
| Straight Time | 464.00 | 27.70 | 12,852.80 |
| Overtime | 21.00 | 41.55 | 872.55 |
| Holiday | 32.00 | 41.55 | 1,329.60 |
| TOTAL HOURS: 517 | | | |

Property: _____
 G/L Acct# _____ Amount: \$ _____
 Description: _____

 Signature: _____

Please Circle following Options
 1) Operating Exp. 2) Reserve Exp.
 3) Special Assess. 4) Insurance Ch. in
 5) Construction Def. 6) Settlement fund
 Charge Back Owners: Yes or No

| | | |
|---|-------------------------|-------------|
| Thank you very much for selecting Corporate Security Service, Inc. for your security needs. | Total | \$15,054.95 |
| A finance charge of 12% per annum or 1% per month on the unpaid balance will be charged if not paid within 30 days. | Payments/Credits | \$0.00 |
| | Balance Due | \$15,054.95 |

Federal Tax I.D. 94-3015246

NAME: Francesca Condominiums Reference:

Train: 0

BILL / PAY RATE

| DATE | NAME | TIME | RATE |
|--------|--------------|-------------|------|
| Jan 01 | Boutacoff, R | 07:00-16:00 | 9 |
| Jan 01 | Binuya, D | 16:00-00:00 | 8 |
| Jan 02 | Chavez, P. | 08:00-16:00 | 8 |
| Jan 02 | Binuya, D | 16:00-00:00 | 8 |
| Jan 03 | Chavez, P. | 08:00-16:00 | 8 |
| Jan 03 | Binuya, D | 16:00-00:00 | 8 |
| Jan 04 | Boutacoff, R | 07:00-16:00 | 9 |
| Jan 04 | To, Danny | 16:00-00:00 | 8 |
| Jan 05 | Boutacoff, R | 07:00-16:00 | 9 |
| Jan 05 | To, Danny | 16:00-00:00 | 8 |
| Jan 06 | Boutacoff, R | 07:00-16:00 | 9 |
| Jan 06 | Binuya, D | 16:00-00:00 | 8 |
| Jan 07 | Boutacoff, R | 07:00-16:00 | 9 |
| Jan 07 | Binuya, D | 16:00-00:00 | 8 |
| Jan 08 | Boutacoff, R | 07:00-16:00 | 9 |
| Jan 08 | Binuya, D | 16:00-00:00 | 8 |
| Jan 09 | Chavez, P. | 08:00-16:00 | 8 |
| Jan 09 | Binuya, D | 16:00-00:00 | 8 |
| Jan 10 | Chavez, P. | 08:00-16:00 | 8 |
| Jan 10 | Binuya, D | 16:00-00:00 | 8 |
| Jan 11 | Boutacoff, R | 07:00-16:00 | 9 |
| Jan 11 | To, Danny | 16:00-00:00 | 8 |
| Jan 12 | Boutacoff, R | 07:00-16:00 | 9 |
| Jan 12 | To, Danny | 16:00-00:00 | 8 |
| Jan 13 | Boutacoff, R | 07:00-16:00 | 9 |
| Jan 13 | Lujan, R | 16:00-00:00 | 8 |
| Jan 14 | Boutacoff, R | 07:00-16:00 | 9 |
| Jan 14 | Lujan, R | 16:00-00:00 | 8 |
| Jan 15 | Boutacoff, R | 07:00-16:00 | 9 |
| Jan 15 | Lujan, R | 16:00-00:00 | 8 |
| Jan 16 | Chavez, P. | 08:00-16:00 | 8 |
| Jan 16 | Boutacoff, R | 16:00-00:00 | 8 |
| Jan 17 | Chavez, P. | 08:00-16:00 | 8 |
| Jan 17 | Lujan, R | 16:00-00:00 | 8 |
| Jan 18 | Boutacoff, R | 07:00-16:00 | 9 |
| Jan 18 | To, Danny | 16:00-00:00 | 8 |
| Jan 19 | Boutacoff, R | 07:00-16:00 | 9 |
| Jan 19 | To, Danny | 16:00-00:00 | 8 |
| Jan 20 | Boutacoff, R | 07:00-16:00 | 9 |
| Jan 20 | Phillips, V. | 16:00-00:00 | 8 |
| Jan 21 | Boutacoff, R | 07:00-16:00 | 9 |
| Jan 21 | Boutacoff, R | 16:00-20:00 | 4 |
| Jan 21 | To, Danny | 20:00-00:00 | 4 |
| Jan 22 | Boutacoff, R | 07:00-16:00 | 9 |
| Jan 22 | Lujan, R | 16:00-00:00 | 8 |
| Jan 23 | Chavez, P. | 08:00-16:00 | 8 |
| Jan 23 | Chavez, P. | 16:00-16:45 | 0.75 |
| Jan 23 | Lujan, R | 16:45-00:00 | 7.25 |
| Jan 24 | Chavez, P. | 08:00-16:00 | 8 |
| Jan 24 | Lujan, R | 16:00-00:00 | 8 |
| Jan 25 | Boutacoff, R | 07:00-16:00 | 9 |
| Jan 25 | To, Danny | 16:00-00:00 | 8 |
| Jan 26 | Boutacoff, R | 07:00-16:00 | 9 |
| Jan 26 | To, Danny | 16:00-00:00 | 8 |
| Jan 27 | Boutacoff, R | 07:00-16:00 | 9 |
| Jan 27 | Lujan, R | 16:00-00:00 | 8 |
| Jan 28 | Boutacoff, R | 07:00-16:00 | 9 |
| Jan 28 | Lujan, R | 16:00-00:00 | 8 |
| Jan 29 | Boutacoff, R | 07:00-16:00 | 9 |
| Jan 29 | Lujan, R | 16:00-00:00 | 8 |
| Jan 30 | Chavez, P. | 08:00-16:00 | 8 |
| Jan 30 | Lujan, R | 16:00-00:00 | 8 |
| Jan 31 | Chavez, P. | 08:00-16:00 | 8 |
| Jan 31 | Lujan, R | 16:00-00:00 | 8 |

TOTAL Hrs: 517

SELECT TO PRINT TOTAL Hrs 517



DISCOUNT BUILDERS SUPPLY
1695 MISSION STREET
SAN FRANCISCO, CA 94103

PHONE: (415) 621-8511

PAGE NO 1

Serving
San Francisco
since 1961

CUST NO: 430094 JOB NO: 000 PURCHASE ORDER: REFERENCE: 850 HOWARD TERMS: NET 10TH CLERK: 300 DATE / TIME: 1/21/16 5:20

SOLD TO:
CANYON PACIFIC MGT
665 THIRD ST STE 408
SAN FRANCISCO CA 94107
415-495-4739

SHIP TO:

TERMINAL: 552

TAX: 001 STATE TAX

INVOICE: 121408

| LINE | SHIPPED | ORDERED | UM | SKU | DESCRIPTION | SUGG | UNITS | PRICE/ PER | EXTENSION |
|--------------|---------|---------|----|----------|-----------------------------|------|-------|------------|-----------|
| 1 | 1 | 1 | EA | 30203244 | 24" FLOOR SQUEEGEE 10901 | | 1 | 23.99 /EA | 23.99 |
| 2 | 1 | 1 | EA | 25221875 | 60" TAPERED WOOD POLE 60-TP | | 1 | 6.99 /EA | 6.99 |
| | | | | | 850 pole | | | | |
| Property: | | | | | | | | | |
| G/L Acct: | | | | | Amount: \$ | | | | |
| Description: | | | | | | | | | |
| Signature: | | | | | | | | | |

Please Circle following options:
1) Operating Exp. 2) Reserves
3) Special Assess. 4) Insurance Co.
5) Construction Def. 6) Settlement Fund
Charge Back Owners: Yes or No

TAXABLE 30.98 SUBTOTAL 30.98
NON-TAXABLE 0.00

(JIMENEZ JOSE)
SUBTOTAL 30.98
** AMOUNT CHARGED TO STORE ACCOUNT ** 33.69

TAX AMOUNT 2.71
TOTAL 33.69



TOT WT: 0.00

[Signature]
Received By

Items may be returned within 45 days of purchase. Items must be in saleable condition with all original packaging and may be subject to a restocking fee. Special orders, clearance items, cut items, ladders, plants, power or hand tools and accessories are not returnable. Store credit will be issued for returns without a valid receipt.

**DISCOUNT BUILDERS SUPPLY
1695 MISSION STREET
SAN FRANCISCO, CA 94103**

PAGE NO 1

PHONE: (415) 621-8511

CUST NO: 430094 JOB NO: 000 PURCHASE ORDER: REFERENCE: TERMS: NET 10TH CLERK: 300 DATE/TIME: 10/23/15 4:04

SOLD TO:
CANYON PACIFIC MGT
665 THIRD ST STE 408
SAN FRANCISCO, CA 94107
415-495-4739

SLIP TO:

TERMINAL: 552

TAX: 001 STATE TAX

CREDIT MEMO:104342

| LINE | SHIPPED | ORDERED | UM | SKU | DESCRIPTION | SUGG | UNITS | PRICE/ PER | EXTENSION |
|------|---------|---------|----|----------|--|------|-------|------------|-----------|
| 2 | -1 | -1 | EA | 27502766 | V750RM CASEMNT FASTENER 3/8BRASS CREDIT RETURN Orig: 103108/1 10/19/15 TX: | | 1 | 8.99 /EA | -8.99 R |
| 3 | | | | | | | | | |
| 4 | -1 | -1 | EA | 27400885 | SLIDECO BRCKT NYL ADJUST PLATE CREDIT RETURN Orig: 104118/1 10/22/15 TX: | | 1 | 3.99 /EA | -3.99 R |
| 5 | | | | | | | | | |

TAXABLE -12.98
NON-TAXABLE 0.00

SUBTOTAL -12.98

(JIMENEZ JOSE)
** AMOUNT CREDITED TO ACCOUNT **

14.12

SUBTOTAL -12.98

TAX AMOUNT -1.14

TOTAL -14.12




TOT WT: 0.00

[Signature]
Received By

HIGH MARKS JANITORIAL, INC.

46 Gilbert Street
 San Francisco, CA 94103
 Tel: 415-552-6511 Fax: 415-552-6512

Property: _____
 G/L Acct# _____ Amount: \$ _____
 Description: _____

 Signature: 

INVOICE

Bill To:
 The Francesca Association
 c/o: Canyon Pacific Management
 665 3rd St #408
 San Francisco, CA 94107
 Attn: Accounts Payable

Please Circle following Options:
 1) Operating Exp. 2) Reserve Exp.
 3) Special Assess. 4) Insurance Clean
 5) Construction Def. 6) Settlement fund
 Charge Back Owners: Yes or No

| Date | Invoice No. | Due Date | Service Location |
|----------|-------------|----------|------------------------------|
| 01/01/16 | 37936 | 01/31/16 | 850 Powell St, San Francisco |

| Description | Amount |
|--|----------|
| Monthly maintenance charges - January | 2,597.60 |
| 8 x Satco 13W 2700K mini spiral lights @ \$3.40 ea. (tax and delivery included) - 15 December | 27.20 |
| Service to replace burnt out exterior light requiring over 18' high requiring extension ladder - 30 November | 60.00 |
| Service to clean carpet at 8th fl west, 5th fl east and 4th fl east - 30 November | 120.00 |
| Service to replace rope lights in elevators - 1 December Materials: 2 Elco power connector @ \$2.50 ea 2 Elco Power cord \$5.10 ea 2 Elco end caps light @\$0.15 ea. 160 ft of rope lights \$1.50 ea. Tax \$22.36 Subtotal for material \$277.86 Labor \$90.00 Subtotal to replace rope lights | 367.86 |

This bill is due and payable upon receipt. Any payment received after the due date will incur a late fee of 1.5% per month (18% per annum).
 Please make checks payable to High Marks Janitorial and kindly include our invoice number.

THANK YOU FOR YOUR BUSINESS!

| | |
|--------------------|-------------------|
| Total | \$3,172.66 |
| Payments/Credits | \$0.00 |
| Balance Due | \$3,172.66 |



RICHARD AVELAR & ASSOCIATES ARCHITECTS

318 HARRISON STREET, SUITE 103 OAKLAND CA 94607 (510) 893-5501 FAX (510) 893-5874

A California Corporation TAX ID:94-2863677

January 27, 2016

Invoice No: 2015.304.00 - 1

The Francesca HOA
c/o Canyon Pacific Management
665-3rd Street, #408
San Francisco, CA 94107

RE: JOB # 15304 -- Francesca HOA
[\$750 = Reserve Study Fee]

Professional Reserve Study Services from October 29, 2015 to November 10, 2015

Fee

| | | | |
|---------------------|--------|----------------------------|-----------------|
| Total Reserve Study | 750.00 | | |
| Percent Complete | 100.00 | Total Earned | 750.00 |
| | | Previous Fee Billing | 0.00 |
| | | Current Fee Billing | 750.00 |
| | | Total Reserve Study | 750.00 |
| | | Total Balance Due | \$750.00 |

| |
|----------------------------------|
| Property: _____ |
| G/L Acct# _____ Amount: \$ _____ |
| Description: _____ |
| |
| Signature: <u> D </u> |

~~_____~~ following Options

- 1) Operating Exp. 2) Reserve Exp.
 - 3) Special Assess. 4) Insurance Claim
 - 5) Construction Def. 6) Settlement fund
- Charge Back Owners: Yes or No

For Journal Entries Dated 01/01/16 to 01/31/16
 For All Batch Numbers
 For Journal Type - Ref No's JE - to JE -
 ZZZZZZZZZZZZ
 For Entities 0850 to 0850

| Type | Reference | Description | Date Entity | User Account | Subacct | Create Date Description | Debit | Credit |
|------|-----------|---|--|--|---------|---|-------------------------------|---|
| JE | 00000260 | Reserve Xfer 01/16 Francesca Association Francesca Association | 01/31/2016 0850 0850 | Lu 11000 45000 | | 02/25/2016 Rsv Cash in Bank Reserve Revenue | 14,224.00 | 14,224.00 |
| JE | 00000310 | Interest (01/16)&Adj Francesca Association Francesca Association Francesca Association Francesca Association | 01/31/2016 0850 0850 0850 0850 | Lu 11000 11000 11010 46010 | | 03/03/2016 Rsv Cash in Bank Rsv Cash in Bank Rsv Cash in Bank-2 Interest Income | 7.32 14,224.00 | 14,224.00 7.32 |
| JE | 00000311 | Interest (01/16) Francesca Association Francesca Association | 01/04/2016 0850 0850 | Lu 11010 46010 | | 03/03/2016 Rsv Cash in Bank-2 Interest Income | 55.20 | 55.20 |
| JE | 00000312 | Interest (01/16) Francesca Association Francesca Association | 01/29/2016 0850 0850 | Lu 11010 46010 | | 03/03/2016 Rsv Cash in Bank-2 Interest Income | 1.71 | 1.71 |
| JE | 00000382 | Adj. RCR00001005 Francesca Association Francesca Association | 01/01/2016 0850 0850 | Lu 40000 42080 | | 03/10/2016 Association Fees Parking Income | 245.00 | 245.00 |
| JE | 00000460 | Recalssify Francesca Association Francesca Association | 01/01/2016 0850 0850 | fiona 32000 32010 | | 03/21/2016 Rtnd Earnings-Op P Rtnd Earnings-Op | 53,652.71 | 53,652.71 |
| JE | 00000462 | Recalssify Francesca Association Francesca Association Francesca Association Francesca Association Francesca Association Francesca Association | 01/31/2016 0850 0850 0850 0850 0850 0850 | fiona 15000 15040 15050 57020 57040 57060 | | 03/21/2016 Prep Ins. - Gen Liab Prep Ins. -DO,EO,EP Prep Ins - Wcomp Ins.-D&O, E&O, EPLI Ins.-Gen.& Liab. Ins.-Work. Comp. | 2,072.42 2,522.49 43.08 | 2,522.49 2,072.42 43.08 |
| JE | 00000463 | Reclassify Francesca Association Francesca Association | 01/31/2016 0850 0850 | fiona 34000 34010 | | 03/21/2016 Rtnd Earnings-Rsv P Rtnd Earnings-Rsv | 69,613.18 | 69,613.18 |
| JE | 00000471 | NSF CHECK #401 Francesca Association Francesca Association | 01/27/2016 0850 0850 | Lu 10000 55080 | | 03/22/2016 Op Cash in Bank Bank Service Charges | 6.00 | 6.00 |
| JE | 00000472 | SUPERIOR PRESS PRINT Francesca Association Francesca Association | 01/11/2016 0850 0850 | Lu 10000 55100 | | 03/22/2016 Op Cash in Bank Office Expense | 138.03 | 138.03 |
| JE | 00000477 | reclassify Francesca Association Francesca Association | 01/01/2016 0850 0850 | fiona 35000 37000 | | 03/22/2016 Fund Xsfer Acct-Op Fund Xsfer Acct-Rsv | 268,012.00 | 268,012.00 |
| JE | 00000502 | Reversed Acc Francesca Association Francesca Association Francesca Association Francesca Association Francesca Association Francesca Association Francesca Association Francesca Association Francesca Association | 01/31/2016 0850 0850 0850 0850 0850 0850 0850 0850 0850 | fiona 20000 50090 50150 50260 50470 50470 54020 54030 54080 | | 03/23/2016 A/P - General Carpet/Flooring Elevator - R&M Insurance Claim Exp Rep & Maint. - Labor Rep & Maint. - Labor Gas Electricity Scavenger/Refuse/Recycl ing | 12,350.75 | 2,104.00 436.00 2,500.00 137.50 55.00 3,153.48 1,295.58 2,669.19 |

GL Transaction Register

For Journal Entries Dated 01/01/16 to 01/31/16
For All Batch Numbers
For Journal Type - Ref No's JE - to JE -
ZZZZZZZZZZZZ
For Entities 0850 to 0850

| Type Reference | Description | Date Entity | User Account | Create Date Subacct Description | Debit | Credit |
|----------------|-------------|-------------|--------------|---------------------------------|------------|------------|
| Totals | | | | | 437,167.89 | 437,167.89 |

| |
|--|
| Bank Reconciliation 85001 Francesca -OP 01/31/2016 |
|--|

| | |
|-------------------------------|------------------|
| Bank Balance As Of 01/31/2016 | 179,728.45 |
| Outstanding Checks AP | -40,572.77 |
| Adjusted Bank Balance | <hr/> 139,155.68 |
| Book Balance As Of 01/31/2016 | 139,155.68 |
| Interest Income | 0.00 |
| Bank Charges | 0.00 |
| Adjusted Book Balance | <hr/> 139,155.68 |

| |
|--|
| Outstanding Check List 85001 Francesca -OP Checks Dated 01/31/2016 |
|--|

| Check | Date | Vendor | Type | Amount | |
|--------------|------------|--------|--------------------------|--------|-----------|
| 000591 | 01/28/2016 | Katrin | Katrin Ewald | M | 311.73 |
| 010001 | 01/29/2016 | cpt | Canyon Pacific Maint. | C | 687.50 |
| 010003 | 01/29/2016 | cpm | Canyon Pacific Mgmt. | C | 4,294.65 |
| 010004 | 01/29/2016 | 850R | Francesca Association | C | 14,224.00 |
| 010005 | 01/29/2016 | BERDIN | Berding & Weil LLP | C | 108.00 |
| 010006 | 01/29/2016 | BLEYLE | Bleyle Elevator, Inc. | C | 786.00 |
| 010007 | 01/29/2016 | CORNEL | Cornely Company | C | 1,163.71 |
| 010008 | 01/29/2016 | CORPSE | Corporate Security | C | 15,054.95 |
| 010009 | 01/29/2016 | DISCOU | Discount Builders Supply | C | 19.57 |
| 010010 | 01/29/2016 | HIGHMA | High Marks Janitorial | C | 3,172.66 |
| 010011 | 01/29/2016 | RAASSO | Richard Avelar & Assoc | C | 750.00 |
| Report Total | | | | | 40,572.77 |

RM Outstanding Deposit List
85001 Francesca -OP
Deposits Dated 01/31/2016

| Batch | Date | Description | Amount |
|-------|------|-----------------|--------|
| | | Bank Code Total | 0.00 |

GL Outstanding Journal Entries List
85001 Francesca -OP
Post Date 01/31/2016

| Jrnl Type | Jrnl No | Date | Description | Amount |
|-----------|---------|------|-------------|--------|
|-----------|---------|------|-------------|--------|



**STATEMENT
OF ACCOUNTS**

Page 1 of 3
FRANCESCA ASSOCIATION
Statement Number: 0050331466
01/01/16 - 01/29/16

UNION BANK
HOA SVCS WEST COAST DEPOSITS 1101
POST OFFICE BOX 513840
LOS ANGELES CA 90051-3840

Customer Inquiries
800-849-6466

Thank you for banking with us
since 2009

**FRANCESCA ASSOCIATION
OPERATING
C/O CANYON PACIFIC PROPERTY MGMT CO INC
665 THIRD ST STE 408
SAN FRANCISCO CA 94107-1968**

- *Conveniently access account information and key online services with the Mobile Business Center from Union Bank. Go to m.unionbank.com on your smartphone to check balances, initiate transfers, and approve wires securely. You can also manage stops and returns as well as view and make decisions on Positive Pay exceptions. To learn more, call your treasury relationship manager or contact Treasury Management Sales at 800-883-0285.*

Analyzed Business Checking Summary

Account Number: 0050331466

Days in statement period: Days in statement period: 29

| | | |
|------------------------|------------|-------------------|
| Balance on 1/1 | \$ | 183,013.12 |
| Total Credits | | 66,758.54 |
| Deposits (8) | 21,600.24 | |
| Electronic credits (2) | 29,683.30 | |
| Other credits (5) | 15,475.00 | |
| Total Debits | | -70,043.21 |
| Checks paid (21) | -49,146.15 | |
| Electronic debits (13) | -19,234.66 | |
| Other debits (2) | -1,662.40 | |
| Balance on 1/29 | \$ | 179,728.45 |

C R E D I T S

Deposits *including check and cash credits*

| <i>Date</i> | <i>Description/Location</i> | <i>Reference</i> | <i>Amount</i> |
|-------------------|-------------------------------------|------------------|---------------------|
| 1/5 | DEPOSIT - HOA REMITTANCE PROCESSING | 35521664 | \$ 2,941.30 |
| 1/7 | DEPOSIT - HOA REMITTANCE PROCESSING | 35035768 | 1,501.53 |
| 1/8 | DEPOSIT - HOA REMITTANCE PROCESSING | 35540672 | 7,701.27 |
| 1/12 | DEPOSIT - HOA REMITTANCE PROCESSING | 35017826 | 956.97 |
| 1/14 | DEPOSIT - HOA REMITTANCE PROCESSING | 35513066 | 1,531.54 |
| 1/15 | DEPOSIT - HOA REMITTANCE PROCESSING | 35514682 | 2,416.54 |
| 1/22 | DEPOSIT - HOA REMITTANCE PROCESSING | 35264716 | 1,396.75 |
| 1/29 | DEPOSIT - HOA REMITTANCE PROCESSING | 35772412 | 3,154.34 |
| 8 Deposits | | Total | \$ 21,600.24 |

Electronic credits

| <i>Date</i> | <i>Description/Location</i> | <i>Reference</i> | <i>Amount</i> |
|-----------------------------|---|------------------|---------------------|
| 1/5 | CPM-FRANCESCA AS HOA PYMT PPD - SETT-UBOC HOA | 57105184 | \$ 26,482.35 |
| 1/12 | HOA DUES EPYMT'S HOA CREDIT CCD | 53176202 | 3,200.95 |
| 2 Electronic credits | | Total | \$ 29,683.30 |

Other credits and adjustments

| <i>Date</i> | <i>Description/Location</i> | <i>Reference</i> | <i>Amount</i> |
|-------------|--|------------------|---------------------|
| 1/11 | REMOTE DEPOSIT #0000000001 | 12752862 | \$ 8,759.41 |
| 1/15 | REMOTE DEPOSIT #0000000001 | 12531416 | 2,854.76 |
| 1/22 | REMOTE DEPOSIT #0000000001 | 12516544 | 1,656.40 |
| 1/26 | REMOTE DEPOSIT #0000000001 | 12015110 | 898.77 |
| 1/29 | REMOTE DEPOSIT #0000000001 | 12275698 | 1,305.66 |
| | 5 Other credits and adjustments | Total | \$ 15,475.00 |

DEBITS

Check Paid

| <i>Number</i> | <i>Date</i> | <i>Amount</i> | <i>Number</i> | <i>Date</i> | <i>Amount</i> |
|---------------|-----------------------|---------------|---------------|-------------|---------------------|
| 0559 | 1/4 | 3,107.28 | 0581 | 1/8 | 350.63 |
| 0562* | 1/4 | 2,597.60 | 0582 | 1/15 | 332.50 |
| 0572* | 1/15 | 12,636.87 | 0583 | 1/20 | 192.50 |
| 0573 | 1/20 | 7,550.00 | 0584 | 1/25 | 1,650.00 |
| 0574 | 1/11 | 265.00 | 0585 | 1/25 | 16,820.53 |
| 0575 | 1/13 | 450.00 | 0586 | 1/26 | 110.00 |
| 0576 | 1/11 | 125.00 | 0587 | 1/22 | 142.67 |
| 0577 | 1/11 | 786.00 | 0588 | 1/22 | 125.00 |
| 0578 | 1/11 | 216.00 | 0589 | 1/25 | 309.94 |
| 0579 | 1/15 | 54.38 | 0590 | 1/26 | 1,286.25 |
| 0580 | 1/15 | 38.00 | | | |
| | 21 Checks paid | | Total | | \$ 49,146.15 |

* Checks missing in sequence. Out of sequence check numbers may also be located in the Electronic Debits section of your statement.

Electronic debits

| <i>Date</i> | <i>Description</i> | <i>Reference</i> | <i>Amount</i> |
|-------------|--|------------------|---------------------|
| 1/4 | Pacific Gas & EI PAYMENT PPD *****8474 | 54386473 | \$ 4,730.21 |
| 1/7 | RECOLOGY GOLDEN GARBAGE SV PPD *****4692 | 58571462 | 2,394.51 |
| 1/8 | SF Water Dept PAYMENT PPD *****0000 | 59740490 | 44.32 |
| 1/8 | ATT Payment PPD *****PAYL | 50476041 | 122.43 |
| 1/8 | SF Water Dept PAYMENT PPD *****0000 | 59740529 | 3,893.10 |
| 1/11 | SUPERIOR PRESS PRINTING PPD | 50277743 | 138.03 |
| 1/14 | ATT Payment PPD *****PAYR | 54473401 | 130.17 |
| 1/15 | ATT Payment PPD *****PAYS | 55441796 | 84.74 |
| 1/21 | ATT Payment PPD *****PAYY | 59006460 | 59.20 |
| 1/25 | Pacific Gas & EI PAYMENT PPD *****3342 | 50147803 | 43.85 |
| 1/25 | Pacific Gas & EI PAYMENT PPD *****3302 | 50147830 | 1,841.19 |
| 1/26 | Pacific Gas & EI PAYMENT PPD *****6657 | 51334815 | 9.86 |
| 1/29 | Pacific Gas & EI PAYMENT PPD *****8474 | 55107051 | 5,743.05 |
| | 13 Electronic debits | Total | \$ 19,234.66 |

Other debits, fees and adjustments

| <i>Date</i> | <i>Description</i> | <i>Reference</i> | <i>Amount</i> |
|-------------|---|------------------|--------------------|
| 1/26 | DEPOSITED ITEM RETURNED | 99300133 | \$ 1,656.40 |
| 1/27 | DEPOSITD ITEMS RETURNND-CHRGBK (RET) | 90250003 | 6.00 |
| | 2 Other debits, fees and adjustments | Total | \$ 1,662.40 |

Daily Ledger Balance

| <i>Date</i> | | <i>Ledger Balance</i> | <i>Date</i> | | <i>Ledger Balance</i> |
|-------------|----|-----------------------|-------------|----|-----------------------|
| 1/1-1/3 | \$ | 183,013.12 | 1/15-1/19 | \$ | 208,862.97 |
| 1/4 | | 172,578.03 | 1/20 | | 201,120.47 |
| 1/5-1/6 | | 202,001.68 | 1/21 | | 201,061.27 |
| 1/7 | | 201,108.70 | 1/22-1/24 | | 203,846.75 |
| 1/8-1/10 | | 204,399.49 | 1/25 | | 183,181.24 |
| 1/11 | | 211,628.87 | 1/26 | | 181,017.50 |
| 1/12 | | 215,786.79 | 1/27-1/28 | | 181,011.50 |
| 1/13 | | 215,336.79 | 1/29 | | 179,728.45 |
| 1/14 | | 216,738.16 | | | |

Business High Yield Savings

Account number: **6760928579** ■ January 1, 2016 - January 31, 2016 ■ Page 1 of 3



024616 1 AV 0.391 738246



FRANCESCA ASSOCIATION
CANYON PACIFIC MANAGEMENT
665 3RD ST STE 408
SAN FRANCISCO CA 94107-1968

Questions?

Available by phone 24 hours a day, 7 days a week:
Telecommunications Relay Services calls accepted

1-800-CALL-WELLS (1-800-225-5935)

TTY: 1-800-877-4833

En español: 1-877-337-7454

Online: wellsfargo.com/biz

Write: Wells Fargo Bank, N.A. (114)
P.O. Box 6995
Portland, OR 97228-6995

Your Business and Wells Fargo

Cash flow is one of the most critical components of success for a small or mid-sized business. Achieving a positive cash flow does not come by chance. Learn more about managing cash flow by visiting wellsfargoworks.com.

Activity summary

| | |
|------------------------------------|---------------------|
| Beginning balance on 1/1 | \$143,709.15 |
| Deposits/Credits | 7.32 |
| Withdrawals/Debits | - 0.00 |
| Ending balance on 1/31 | \$143,716.47 |
| Average ledger balance this period | \$143,709.15 |

Account number: **6760928579**

FRANCESCA ASSOCIATION

California account terms and conditions apply

For Direct Deposit use

Routing Number (RTN): 121042882

For Wire Transfers use

Routing Number (RTN): 121000248

Interest summary

| | |
|---------------------------------------|--------------|
| Interest paid this statement | \$7.32 |
| Average collected balance | \$143,709.15 |
| Annual percentage yield earned | 0.06% |
| Interest earned this statement period | \$7.32 |
| Interest paid this year | \$7.32 |
| Total interest paid in 2015 | \$60.20 |

Bank Account Reconciliation

Property: Francesca Association-Reserve Account
 Prepared by: Canyon Pacific Management

Bank: Union Bank
 Date: 1/31/2016

Balance Before Reconciliation

Bank Balance \$49,318.00

Book Balance \$63,542.00

Adjusments:

Outstanding Checks \$0.00

Adjusments:

Bank Fees _____

Deposit in Transit \$14,224.00

Auto Withdrawls _____

Bank Error/Others _____

Others _____

Total Adjustment \$14,224.00

Balance after Reconciliation

Bank Balance \$63,542.00

Book Balance \$63,542.00

Outstanding Checks

| Ck# | Date | Vendor | Amount |
|--------------|------|--------|--------|
| | | | |
| | | | |
| | | | |
| | | | |
| | | | |
| | | | |
| | | | |
| | | | |
| | | | |
| | | | |
| | | | |
| | | | |
| | | | |
| | | | |
| | | | |
| | | | |
| | | | |
| | | | |
| | | | |
| Total Checks | | | \$ - |

Deposit in Transit

| No. | Amount |
|----------------|--------------|
| JE00000260 | \$ 14,224.00 |
| | |
| | |
| | |
| | |
| | |
| | |
| | |
| | |
| Total Deposits | \$ 14,224.00 |



**STATEMENT
OF ACCOUNTS**

Page 1 of 2
FRANCESCA ASSOCIATION
Statement Number: 0050331989
01/01/16 - 01/29/16

UNION BANK
HOA SVCS WEST COAST DEPOSITS 1101
POST OFFICE BOX 513840
LOS ANGELES CA 90051-3840

Customer Inquiries
800-849-6466

Thank you for banking with us
since 2009

**FRANCESCA ASSOCIATION
RESERVE
C/O CANYON PACIFIC PROPERTY MGMT CO INC
665 THIRD ST STE 408
SAN FRANCISCO CA 94107-1968**

- Conveniently access account information and key online services with the Mobile Business Center from Union Bank. Go to m.unionbank.com on your smartphone to check balances, initiate transfers, and approve wires securely. You can also manage stops and returns as well as view and make decisions on Positive Pay exceptions. To learn more, call your treasury relationship manager or contact Treasury Management Sales at 800-883-0285.

Business Premium MoneyMarket Summary

Account Number: 0050331989

Days in statement period: Days in statement period: 29

| | | | | | |
|------------------------|-----------|-----------|------------------|-----------------------|---------|
| Balance on 1/1 | \$ | | 36,844.22 | | |
| Total Credits | | | 12,693.78 | Interest | |
| Other credits (3) | | 12,693.78 | | Paid this period | \$ 1.71 |
| Total Debits | | | -220.00 | Paid year-to-date | \$ 1.71 |
| Checks paid (1) | | -220.00 | | Interest Rates | |
| Balance on 1/29 | \$ | | 49,318.00 | 1/1/15-1/29/16 | 0.05% |

C R E D I T S

Other credits and adjustments

| <i>Date</i> | <i>Description/Location</i> | <i>Reference</i> | <i>Amount</i> |
|-------------|--|------------------|---------------------|
| 1/4 | Brokerage CD Int erest | 91000527 | \$ 55.20 |
| 1/15 | REMOTE DEPOSIT # 0000000001 | 12267758 | 12,636.87 |
| 1/29 | INTEREST PAYMENT | | 1.71 |
| | 3 Other credits and adjustments | Total | \$ 12,693.78 |

D E B I T S

Check Paid

| <i>Number</i> | <i>Date</i> | <i>Amount</i> | <i>Number</i> | <i>Date</i> | <i>Amount</i> |
|---------------|-------------|---------------|---------------|-------------|---------------|
| 0130 | 1/7 | 220.00 | | | |

Daily Ledger Balance

| <i>Date</i> | <i>Ledger Balance</i> | <i>Date</i> | <i>Ledger Balance</i> |
|-------------|-----------------------|-------------|-----------------------|
| 1/1-1/3 | \$ 36,844.22 | 1/15-1/28 | \$ 49,316.29 |
| 1/4-1/6 | 36,899.42 | 1/29 | 49,318.00 |
| 1/7-1/14 | 36,679.42 | | |

